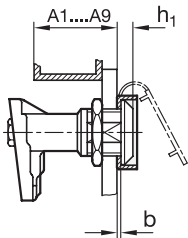
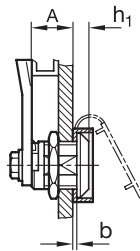


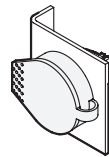
Examples of application



Latches GN 119



Latches GN 115



Please note: The clamping range A1 ... A9 and/or the latch distance A is reduced by the dimension „b“.

1

2

d	s	b	h ₁	h ₂	Length l	useable for
29	14,5	2	6	11	18,5	GN 115.1 / GN 115.6
36	20,5	2	8	12	23	GN 115 / GN 115.8 / GN 119 / GN 516 / GN 516.1 / GN 516.5

Specification

- Plastic (Polyethylene)
black
- *Plastic characteristics* → Page 1483
- RoHS

Information

GN 120 protective caps are used in combination with key-actuated locking devices. These prevent dirt from entering the key mechanism and the locking device and can be mounted as required in a 90° grid pattern together with the housing of the locking device.

GN 120 protective caps are suitable for the following latches:

- *Mini-Latches GN 115.1* → Page 904
- *Stainless Steel-Mini-Latches GN 115.6* → Page 904
- *Latches GN 115* → Page 896 ff.
- *Hook-type latches GN 115.8* → Page 930 ff.
- *Latches GN 119* → Page 924 ff.
- *Rotary clamping latches GN 516* → Page 918
- *Rotary clamping latches GN 516.1* → Page 921
- *Stainless Steel-Rotary clamping latches GN 516.5* → Page 920

How to order

GN 120-36-20,5

1 d

2 s