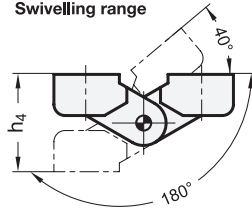


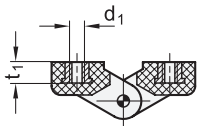
ELESA original design CFA.

Swivelling range

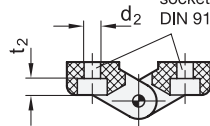


Bores for socket head cap screw
DIN 912

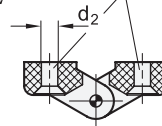
Bores for countersunk screw
DIN 7991



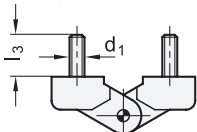
Type A



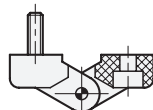
Type B



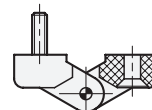
Type C



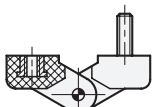
Type D



Type E



Type F



Type G



Type H



Type I

3 Type

- A** 2x2 threaded blind bores
- B** 2x2 bores for socket head cap screws
- C** 2x2 bores for countersunk screws
- D** 2x2 threaded studs
- E** 2x threaded studs
2x bores for socket head cap screw
- F** 2x threaded studs
2x bores for countersunk screws
- G** 2x threaded blind bores
2x threaded studs
- H** 2x threaded blind bores
2x bores for socket head cap screws
- I** 2x threaded blind bores
2x bores for countersunk screws

1

2

l_1	l_2	d_1	d_2	d_3	h_1	h_2	h_3	h_4	l_3	l_4	m_1 $\pm 0,25$	m_2 $\pm 0,25$	t_1	t_2
39*	40	M 4	4,3	3	14	9	9,5	19	-	14	25	25,1	6,5	4,5
48	49	M 5	5,5	4	19	11	13	26	14	17	31	30,5	7	5,5
64	65	M 6	6,5	5	23	13,5	15	30	18	24	40	40	10	6,5
98	98	M 10	10,5	8	35	20,5	23	46	20	35	63	60	15	10,5

* Size 39 only available in types A, B and C

Specification

- Plastic (Polyamide PA)
 - black, matte
 - temperature resistant up to 80 °C
- Pin
Stainless Steel AISI 303
- Threaded bushings brass, nickel plated
- Threaded studs brass, nickel plated
- *Plastic characteristics* → Page 1483
- *Stainless Steel characteristics* → Page 1489
- *Load rating information* → Page 1461
- RoHS

Information

- see also...
- *List of hinge types* → Page 956 ff.

On request

- Plastic (Polyamide) in grey
- Hinges GN 151.1 with opening angle 90°

How to order

GN 151-48-49-B

1	l_1
2	l_2
3	Type

3.1
3.2
3.3
3.4
3.5
3.6
3.7
3.8
3.9

