

**GN 172.1**

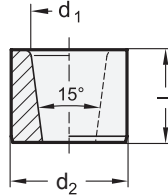
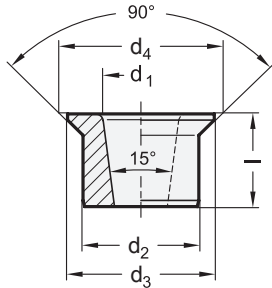
with collar

**GN 179.1**

without collar

**Guide bushings**

with conical bore, for indexing plungers GN 817.5



1

2

d <sub>1</sub>	d <sub>2</sub> n6	d <sub>3</sub>	d <sub>4</sub> Diameter of counterbore	Length l
6	10	12,5	13,5	8
8	12	15	16	10
10	15	19	20,6	12

**Specification**

- Steel hardened (HRC 60 ±2)
- ISO-Fundamental tolerances → Page 1479
- RoHS

**Information**

Guide bushings GN 172.1 / GN 179.1 with conical bore will be used for the latch bore of indexing plungers GN 817.5.

How to order (without collar)

GN179.1-10-15

- |   |                |
|---|----------------|
| 1 | d <sub>1</sub> |
| 2 | d <sub>2</sub> |

**DIN 172**

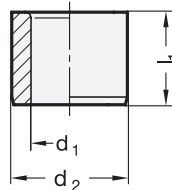
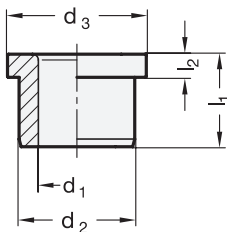
with collar

**DIN 179**

without collar

**Guide bushings**

for indexing plungers GN 817.3 / GN 817.5



1

2

d <sub>1</sub> F7	l <sub>1</sub>	d <sub>2</sub> n6	d <sub>3</sub>	l <sub>2</sub>
B 6	10	10	13	3
B 8	10	12	15	3
B 10	12	15	18	3

3 Type

A bore one-sided

**Specification**

- Steel hardened (HRC 62 ±2)
- ISO-Fundamental tolerances → Page 1479
- RoHS

**Information**

The dimensions stated above are merely an excerpt from the standards DIN 172 / DIN 179 → Page 830.

How to order (with collar)

DIN 172-B8-16-A

- |   |                |
|---|----------------|
| 1 | d <sub>1</sub> |
| 2 | l <sub>1</sub> |
| 3 | Type           |