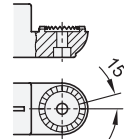


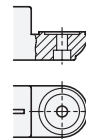
Type **OZ**



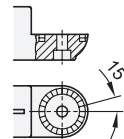
Type **AV**



Type **MZ**



Type **IV**



**2 Type**

- OZ** Without centering step (smooth)
- MZ** With centering step
- AV** With external serration
- IV** With internal serration

**3 Identification no.**

- 2** With stainless steel socket cap srew DIN 912



| d <sub>1</sub><br>Bore | b<br>Swivel width | d <sub>2</sub> | k  | l <sub>1</sub> | l <sub>2</sub> | m  | s  | t    | z<br>Screw location | Accessory<br>Recom. hand lever<br>GN 911 for z<br>l <sub>3</sub> |
|------------------------|-------------------|----------------|----|----------------|----------------|----|----|------|---------------------|--|
| B 20                   | 40                | 8,5            | 40 | 95             | 40             | 43 | 13 | 20   | M8-25               | -  |
| B 25                   | 40                | 8,5            | 40 | 95             | 40             | 43 | 13 | 20   | M8-25               | 63   |
| B 30                   | 40                | 8,5            | 40 | 95             | 40             | 43 | 13 | 20   | M8-25               | 63   |
| B 40                   | 65                | 10,5           | 65 | 148            | 65             | 70 | 17 | 32,5 | M10-50              | 92   |
| B 42                   | 65                | 10,5           | 65 | 148            | 65             | 70 | 17 | 32,5 | M10-50              | 78   |
| B 45                   | 65                | 10,5           | 65 | 148            | 65             | 70 | 17 | 32,5 | M10-50              | 78   |
| B 48                   | 65                | 10,5           | 65 | 148            | 65             | 70 | 17 | 32,5 | M10-50              | 78   |
| B 50                   | 65                | 10,5           | 65 | 148            | 65             | 70 | 17 | 32,5 | M10-50              | 78   |

**Specification**

- Aluminum
  - Powder coated  
Black, RAL 9005, textured finish **● SW**
  - Plain, matte shot-blasted **○ BL**
- Socket cap screws DIN 912  
Stainless steel AISI 304
- Hex nuts DIN 985  
Stainless steel AISI 304  
Self-locking via polyamide ring
- *Stainless Steel Characteristics* → Page 2166
- RoHS

**Accessory**

- Adjustable Hand Levers GN 911 → Page 1784



**Information**

The clamping bore of swivel clamp connectors GN 278 is mechanically machined and designed for GN 990 or DIN 2391, DIN 2395 and DIN 2462 construction tubes.

At the screw location **z**, the socket cap screw reduces the bore cross-section for clamping. For clamping without tools, the socket cap screw can be replaced by an adjustable hand lever GN 911 listed in the table as accessory.

Swivel clamp connectors GN 278 can be combined with GN 272, GN 274 or GN 276 swivel clamp connectors to swivel clamp connector joints.

see also...

- *Construction Tubes GN 990* → Page 1835
- *Swivel Clamp Connector Joints GN 288*  
(*Assembly of GN 276 with GN 278*) → Page 1772

**How to order**

**GN 278-B50-MZ-2-BL**

|   |                    |
|---|--------------------|
| 1 | d <sub>1</sub>     |
| 2 | Type               |
| 3 | Identification no. |
| 4 | Finish             |