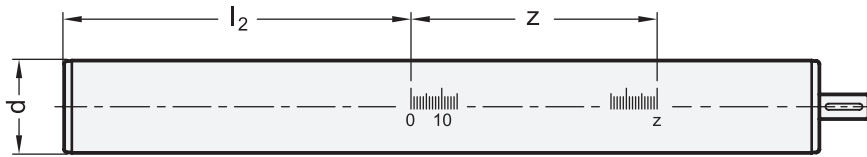
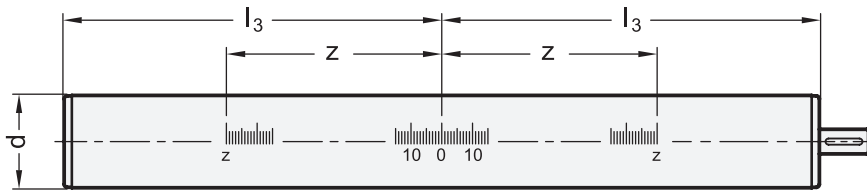


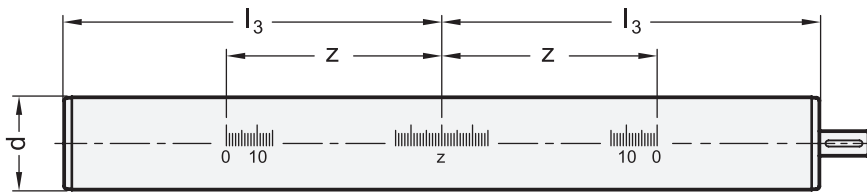
3
Type A
 Scale values ascending to the left



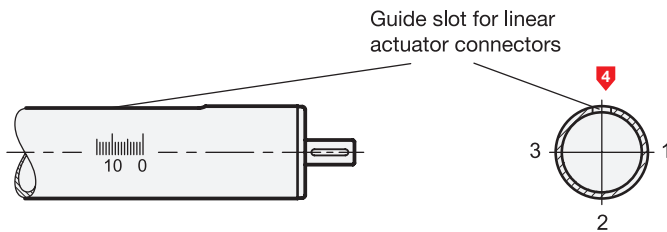
Type B
 Scale values ascending to the right



Type C
 Scale values decreasing towards middle



Type D
 Scale values ascending towards middle



4
 The identification numbers 1, 2 or 3 determine the position of the scale in relation to the guide slot.



¹ d Ø Linear actuator	² l ₁ Stroke (Standard lengths)	l ₂	l ₃	z Scale length respectively highest figure
18	65	82,5	147,5	90
18	165	82,5	247,5	190
18	265	82,5	347,5	290
30	100	122,5	222,5	120
30	150	122,5	272,5	170
30	200	122,5	322,5	220
30	300	122,5	422,5	320
40	70	142,5	217,5	90
40	170	142,5	317,5	190
40	220	142,5	367,5	240
40	270	142,5	417,5	290
40	320	142,5	467,5	340
50	65	147,5	217,5	90
50	115	147,5	267,5	190
50	215	147,5	367,5	240
50	265	147,5	417,5	290
50	315	147,5	467,5	340
60	220	182,5	402,5	240
60	720	182,5	902,5	740

Specification

- Scale engraved with laser precision
- RoHS

Information

The longitudinal scales GN 299 of type A and B are normally used in connection with the linear actuators GN 291 and GN 291.1, the scales of type C and D are normally used for the linear actuators GN 292 and GN 293.

Longitudinal scales can **only** be ordered together with linear actuators.

see also...

- *Linear Actuators GN 291 / GN 292 / GN 293* → Page 1950 ff.
- *Square Linear Actuators GN 291.1* → Page 1973

How to order

¹ ² ³ ⁴
GN 299-50-315-A-1

1	d
2	l ₁
3	Type
4	Identification no.

