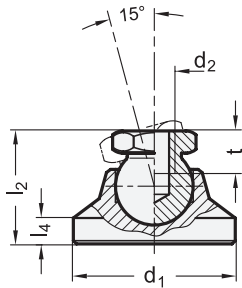
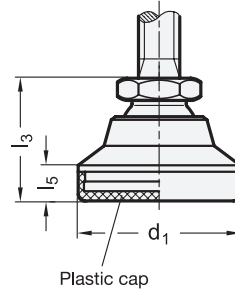
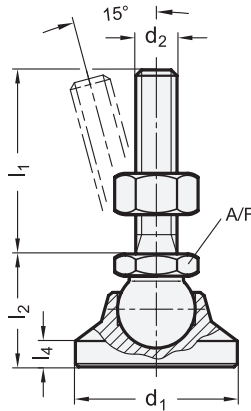


GN 343.1



GN 343.2



4 Type

- OS** Without plastic cap
- KS** With plastic cap, gliding
- KR** With plastic cap, non-gliding
- KSE** With plastic cap, gliding, ESD compliant
- KRE** With plastic cap, non-gliding, ESD compliant

1 2 2 3

d ₁	d ₂ GN 343.1	d ₂ GN 343.2	l ₁			l ₂	l ₃	l ₄	l ₅	sw	t min.	Static load in kN (see Information)	
												Type OS, KS, KSE	Type KR, KRE
25	M 6	M 6	40	50	63	19	20,5	4	5,5	12	9	7,5	1
25	M 8	M 8	40	50	63	19	20,5	4	5,5	12	9	14	1
25	-	M 10	50	63	80	19	20,5	4	5,5	12	-	23	1
32	M 8	M 8	40	50	63	23	24,5	5	6,5	12	9	14	2
32	M 10	M 10	50	63	80	23	24,5	5	6,5	15	10,5	23	2
32	-	M 12	63	80	100	23	24,5	5	6,5	15	-	33	2
40	-	M 8	50	63	80	26	27,5	6	7,5	15	-	14	3
40	M 10	M 10	50	63	80	26	27,5	6	7,5	15	10,5	23	3
40	M 12	M 12	63	80	100	26	27,5	6	7,5	17	11,5	33	3
50	-	M 8	50	63	80	28	29,5	7	8,5	15	-	14	5
50	M 10	M 10	50	63	80	28	29,5	7	8,5	15	10,5	23	5
50	M 12	M 12	63	80	100	28	29,5	7	8,5	17	11,5	33	5
50	-	M 16	63	80	100	28	29,5	7	8,5	17	-	40	5
60	-	M 10	50	63	80	36	37,5	8,5	10	17	-	23	7
60	M 12	M 12	63	80	100	36	37,5	8,5	10	17	11,5	33	7
60	M 16	M 16	80	100	125	36	37,5	8,5	10	24	16	62	7
60	-	M 20	98	138	158	36	37,5	8,5	10	24	-	95	7
60	-	M 24	98	138	158	36	37,5	8,5	10	24	-	95	7



Specification

- Steel
Property class 5.8
Zinc plated, blue passivated
- Type **KS / KSE**
Plastic cap
Polyacetal (POM)
- KS: white (natural color) RAL 9001
- KSE: black,
electrically conductive (antistatic)
ESD compliant acc. to
DIN EN 61340-5-1 / DIN EN 61340-5-3
- Type **KR / KRE**
Plastic cap
Elastomer (TPE), 78 Shore A ≈
- KR: black
- KRE: black,
electrically conductive (antistatic)
ESD compliant acc. to
DIN EN 61340-5-1 / DIN EN 61340-5-3
- Hex nut ISO 4032
Steel
Zinc plated, blue passivated
- **Strength Values** → Page 2152
- **Plastic Characteristics** → Page 2158
- **RoHS**

Information

The static load of the leveling feet GN 343.1 / GN 343.2 is limited by the load capacity of the ball joint / threaded stud (property class 5.8).

The static load values in the table refer to a net vertical load in relation to the leveling foot. Under normal operating conditions side loading or angular loading is not uncommon and the load capacity would be considerably reduced which must be taken into consideration.

For higher loads, leveling feet GN 343.1 can be used in conjunction with screws of a higher tensile strength. Recommended are grub screws with thrust point DIN 915. The thrust point must be seated squarely at the bottom of the threaded hole, which will increase the load capacity of the ball in the socket.

Leveling feet of type KSE / KRE have conductive plastic caps that prevent the build-up of electrostatic charges. The ESD conformity has been tested and confirmed as per DIN EN 61340-5-1 / DIN EN 61340-5-3.

The leveling feet GN 343.1 / GN 343.2 cannot be disassembled.

see also...

- **Leveling Feet GN 343.3 / GN 343.4**
(Foot Plastic, Internal Thread / Threaded Stud Steel) → Page 1426
- **Leveling Feet GN 343.7 / GN 343.8**
(Foot Plastic, Internal Thread / Threaded Stud Stainless Steel)
→ Page 1430
- **Leveling Feet GN 343.5 / GN 343.6 (Stainless Steel)** → Page 1428
- **Leveling Feet GN 342.1 / GN 342.2 (with Vibration Damping)** → Page 1432

How to order (With internal thread)

GN 343.1-50-M12-OS

1	d ₁
2	d ₂
4	Type

How to order (With threaded stud)

GN 343.2-32-M10-50-KR

1	d ₁
2	d ₂
3	l ₁
4	Type