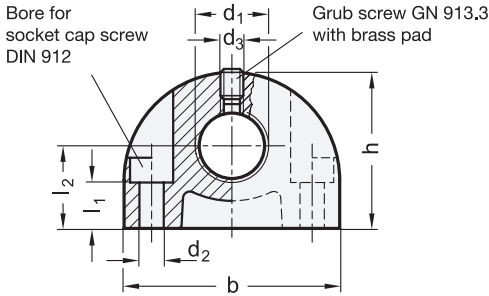
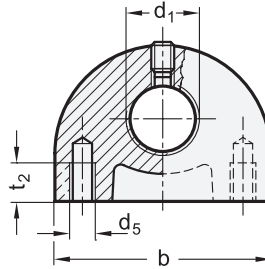


Identification no. 1



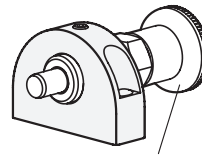
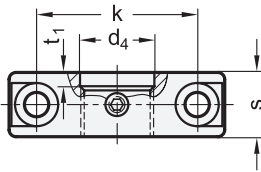
Identification no. 2



**3** Identification no.

- 1 Mounting from the front
- 2 Mounting from the back

Application example



Indexing plunger

**1** **2**

b	d <sub>1</sub>		d <sub>2</sub>	d <sub>3</sub>	d <sub>4</sub>	d <sub>5</sub>	h	k	l <sub>1</sub>	l <sub>2</sub>	s	t <sub>1</sub>	t <sub>2 min.</sub>
35	M 8	M 8 x 1	4,3	M 4	8,2	M 5	26	25	6	14	12	2	10
35	M 10	M 10 x 1	4,3	M 4	10,2	M 5	26	25	6	14	12	2	10
35	M 12	M 12 x 1,5	4,3	M 4	12,2	M 5	26	25	6	14	12	3	12
47	M 16	M 16 x 1,5	5,3	M 5	16,2	M 6	34	35	10	18	14	3	12
47	-	M 20 x 1,5	5,3	M 5	20,2	M 6	34	35	10	18	14	3	12

**Specification**

- Zinc die casting  
Powder coated  
Black, textured finish
- RoHS

**Information**

Mounting blocks GN 412.1 are a reasonably priced fitting aid for indexing plungers, cam action indexing plungers and for setting bolts and buffers.

To position the plunger pin of an indexing plunger or cam action indexing plunger, they can also hold positioning bushings GN 412.2.

see also...

- *Product Family Standard Parts for Profile Systems* → Page 18
- *Positioning Bushings GN 412.2 / GN 412.4* → Page 954
- *Positioning Bushings with Ramping Cone GN 412.3 / GN 412.5* → Page 955
- *Assembly Sets for Profile Systems 30 / 40 GN 965* → Page 2086
- *Assembly Sets for Profile Systems 30 / 40 / 45 GN 968* → Page 2096

How to order

**GN 412.1-35-M10-1**

1	l <sub>1</sub>
2	d <sub>1</sub>
3	Identification no.