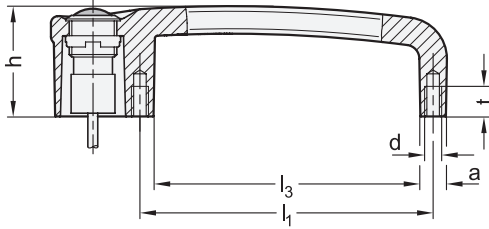


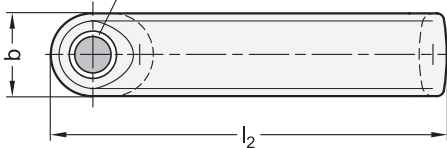


2 Type
T1 with 1 button
T2 with 2 buttons

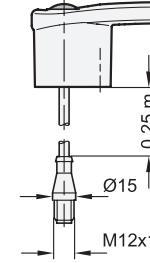
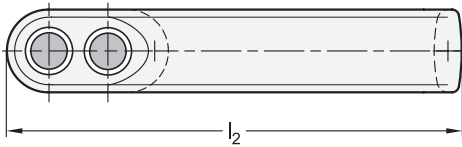
3 Connection type
K Cable
S Plug (with 0,25 m cable)



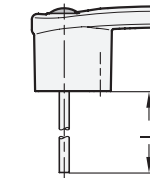
Type T1
Button with LED ring lighting
red or green depending on the polarity



Type T2



Connection type S



Connection type K

l ₁ ±0,2	l ₂		l ₃	a	b	d	h	t	Cable length l ₄ in meter	
	Type T1	Type T2							Connection type K	Connection type S
117	158	181,5	105,5	10,2	33	M 6	44	12	2	5

Specification



- Zinc die casting plastic coated black, RAL 9005, textured finish **SW**
silver, RAL 9006, textured finish **SR**
- Button
Stainless Steel AISI 304
- Cable (Outer sheath)
Polyurethan PUR black
- IP-Protection classes → Page 1482
- Plastic characteristics → Page 1483
- RoHS

Accessory

- Cables with connector coupling M12x1
GN 330 → Page 1004

Information

GN 422 cabinet U-handles come with one or two push buttons. Each button has a changeover switch and integrated LED ring lighting.

When the button is pressed, an electrical control impulse to switch off a machine, for example, can be triggered based on the wiring of the contacts (NC or NO).

Independent whether or not the button is actuated, the integrated LED ring lighting shines either red or green depending on the polarity of connections 1 and 2 of the LED.

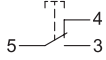
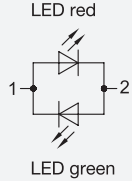
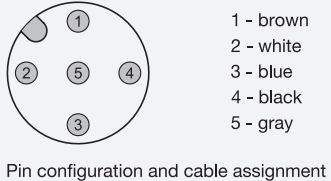

The cabinet U-handle is functional and highly compact and can be used for any application due to its universal design.

see also...

- Tubular handles GN 331 (with power switching function) → Page 132

How to order (with plug)	1 Material
 GN422-ZD-T2-S-SR	2 Type
	3 Connection type
	5 Finish

How to order (with cable)	1 Material
 GN422-ZD-T1-K-5-SW	2 Type
	3 Connection type
	4 Cable length l ₄
	5 Finish

Electrical and mechanical properties		
Button Contacts Contact material Switching voltages Switching current mech. lifespan elect. lifespan	Changeover contact, snap contact silver alloy max. 125 V (plug) max. 240 V (cable) max. 3 A 10 ⁶ switching cycles 50,000 switching cycles (under full load)	
LED ring lighting Operating voltage / Operating current bi-color (red / green)	24 Vdc ± 10 % / 7 mA	
Category of use (button)	AC 15: 24 Vac / 1 A / DC 13: 24 Vdc / 0.7 A AC 15: 110 Vac / 1 A / DC 13: 110 Vdc / 0.2 A AC 15: 220 Vac / 0.5 A / DC 13: 220 Vdc / 0.1 A	according to IEC 60947-5-1
	AC: 120 Vac / 5 A / DC: 12 Vdc / 1 A AC: 240 Vac / 3 A	according to UL 508
Connection type Cable (K) <i>or</i> Plug connector (S) Protection class	PUR cable with open stranded wires (2 m or 5 m) 5-pin connector M12x1 with PUR cable 0.25 m IP 67	
Approvals, conformity declarations CE marking		

Installation holes

The holes must be free of burrs to prevent damage to the cable.

