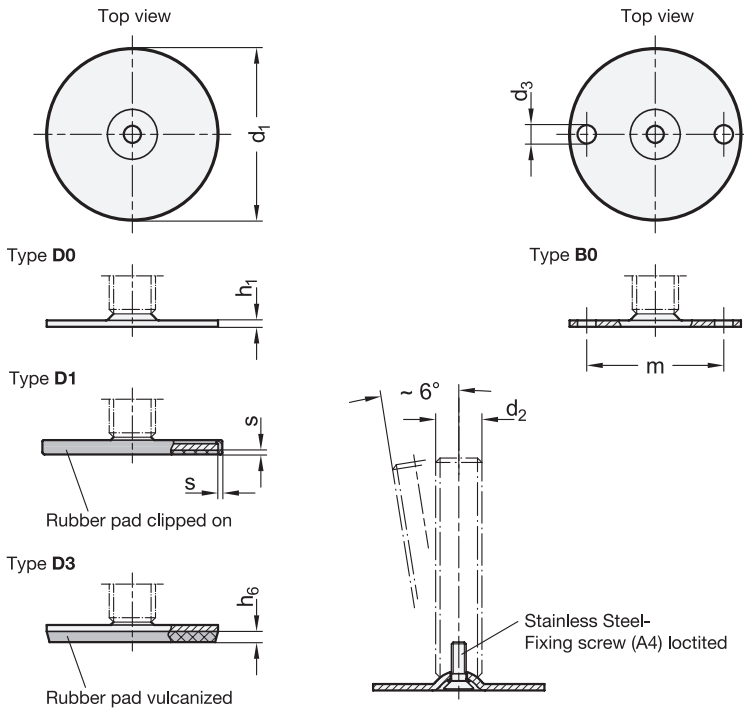


GN 44 Stainless Steel-Levelling feet

Material no. AISI 316 L (A4)



EDELSTAHL®
Rost
frei
Inox
Stainless
Steel

4 Type (Base plate)

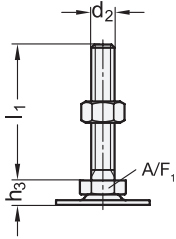
- D0** without rubber underlay
- B0** without rubber underlay, with 2 fixing holes
- D1** with rubber underlay, clipped on, black
- D3** with rubber underlay, vulcanized, black

1 2 3

d ₁	d ₂	Version S / SK					Version T / TK					
		l ₁										
40	M 8	40	50	63	-	-	-	-	-	-	-	-
40	M 10	50	60	80	100	-	-	-	-	-	-	-
40	M 12	60	80	100	125	-	-	-	-	-	-	-
40*	M 16	-	-	-	-	75	100	125	150	200	250	-
50	M 8	40	50	63	-	-	-	-	-	-	-	-
50	M 10	50	60	80	100	-	-	-	-	-	-	-
50	M 12	60	80	100	125	-	-	-	-	-	-	-
50	M 16	-	-	-	-	75	100	125	150	200	250	-
60	M 8	40	50	63	-	-	-	-	-	-	-	-
60	M 10	50	60	80	100	-	-	-	-	-	-	-
60	M 12	60	80	100	125	-	-	-	-	-	-	-
60	M 16	-	-	-	-	75	100	125	150	200	250	-
80	M 8	40	50	63	-	-	-	-	-	-	-	-
80	M 10	50	60	80	100	-	-	-	-	-	-	-
80	M 12	60	80	100	125	-	-	-	-	-	-	-
80	M 16	-	-	-	-	75	100	125	150	200	250	-
80	M 20	-	-	-	-	75	100	125	150	200	250	-
80	M 24	-	-	-	-	100	125	150	200	300	-	-

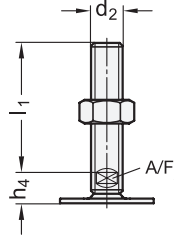
* not available in type B0

Versions of threaded stem



5

S without nut
SK with nut



5

T without nut
TK with nut

External hexagon at the bottom at d_2
M 8, M 10, M 12

Wrench flat at the bottom at d_2
M 16, M 20, M 24

d_1	d_2			d_3	h_1	h_3	h_4	h_6	m	s	A/F_1	A/F_2
40	M 8	M 10	M 12	5,4	2	11	-	3,5	30	1,5	17	-
40	M 16	-	-	5,4	2	-	17	3,5	30	1,5	-	12
50	M 8	M 10	M 12	6,6	2,5	11	-	4	38	2	17	-
50	M 16	-	-	6,6	2,5	-	17	4	38	2	-	12
60	M 8	M 10	M 12	6,6	2,5	11	-	4,5	48	2	17	-
60	M 16	-	-	6,6	2,5	-	17	4,5	48	2	-	12
80	M 8	M 10	M 12	8,5	3	12	-	5	64	2	17	-
80	M 16	-	-	8,5	3	-	18	5	64	2	-	12
80	M 20	-	-	8,5	3	-	19	5	64	2	-	15
80	M 24	-	-	8,5	3	-	22	5	64	2	-	19

Specification

- Base plate
Stainless Steel
- AISI 316 L (A4)
- blank, ground
- Threaded stem
Stainless Steel AISI 316 L (A4)
- Hexagon nut ISO 4032
Stainless Steel, A4
- Rubber cap
- clipped on
- black, Santoprene® (TPE)
≈ 80 Shore A
- Rubber underlay
- vulcanized
- black, NBR (Perbunan®)
70±5 Shore A
- *Stainless Steel characteristics* → Page 1489
- *Elastomer characteristics* → Page 1483
- *Load rating information* → Page 1474
- RoHS

Information

GN 44 Stainless Steel-Levelling feet are for use in aggressive environments. The range of combinations of base plates and adjustable spindle versions allows these levelling feet to be used in every situation.

The base plate with the rubber underlay protects sensitive surfaces and reduces lateral slippage. The type B0 can also be fastened to the mounting surface through two holes.

The levelling feet are supplied fully assembled and are not removable.

see also...

- *Levelling feet GN 40 (Steel, without fixing lug)* → Page 1040
- *Stainless Steel-Levelling feet GN 41 (without fixing lug)* → Page XYZ
- *Levelling feet GN 42 (Steel, with fixing lug)* → Page 1040 / Page XYZ
- *Stainless Steel-Levelling feet GN 43 (A2, with fixing lug)*
→ Page 1042 / Page XYZ
- *Stainless Steel-Levelling feet GN 45 (A4, with fixing lug)* → Page XYZ

How to order

1 2 3 4 5
GN 44-80-M20-150-D1-T

1	d_1
2	d_2
3	l_1
4	Type (Base)
5	Version (Screw)

