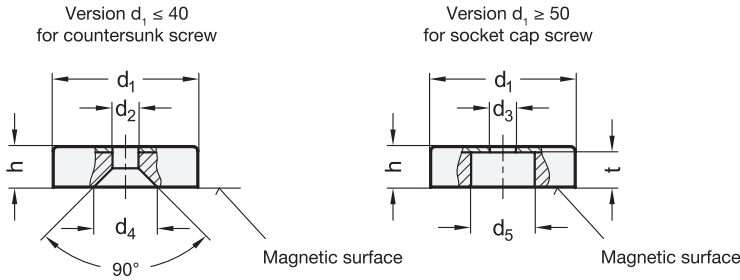
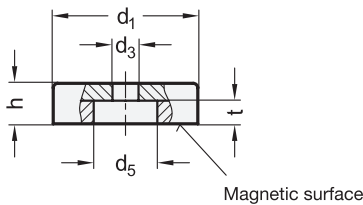


**Version HF**

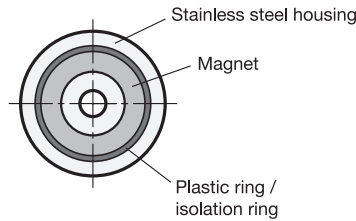


ROSTFREI  
Inox  
Stainless  
Steel

**Version SC**  
 $d_1 = 16...40$



**View of magnetic surface**



2

3

4

4

$d_1$	Tolerances		$h$	Tolerances		$d_2$	$d_3$	$d_4$	$d_5$	$t$	Nominal magnetic forces in N			
	HF	SC		HF	SC						HF	SC		
16	-	$\pm 0,1$	4,5	-	$\pm 0,1$	-	-	3,5	-	6	-	3	-	41
20	$\pm 0,1$	$\pm 0,1$	6	$+0,2/-0,1$	$\pm 0,1$	4,3	-	4,5	9,5	8	-	3,5	22	60
25	$\pm 0,1$	$\pm 0,1$	7	$+0,3/-0,2$	$\pm 0,2$	5,5	-	4,5	11,5	8	-	4	29	80
32	$\pm 0,1$	$\pm 0,1$	7	$+0,3/-0,2$	$\pm 0,2$	5,5	-	5,5	11,5	11	-	4	58	200
40	$+0,2/-0,1$	$\pm 0,1$	8	$+0,4/-0,2$	$\pm 0,2$	5,5	-	5,5	12,5	10,5	-	4	72	420
50	$+0,2/-0,1$	-	10	$+0,5/-0,2$	-	-	-	8,5	-	22	-	8,5	145	-
63	$+0,3/-0,1$	-	14	$+0,5/-0,2$	-	-	-	6,5	-	24	-	12	230	-

**Specification**

- Materials of the magnet
  - Hard ferrite
  - SmCo
- Housing
  - Stainless steel
- RoHS

**Accessory**

- Holding Disks GN 70 → Page 2072
- Adhesive Disks GN 70.1 → Page 2073
- Rubber Caps GN 70.2 → Page 2074

1

**Information**

Retaining magnets GN 50.45 are combined with a stainless steel housing and a plastic ring / insulation ring into a system that shields and strengthens the magnet for optimal transmission of the magnetic flux onto the magnetic surface.

To avoid negatively impacting the magnetic properties, the fastening screws should be made of a non-magnetic material such as stainless steel, brass or plastic.

see also...

- More Information to Retaining Magnets → Page 2028
- Retaining Magnets GN 50.25 (Stainless Steel, with Internal Thread) → Page 2034
- Retaining Magnets GN 52.5 (Stainless Steel, with Threaded Stud) → Page 2061
- Retaining Magnets GN 51.4 (with Bore) → Page 2042

How to order	
1	Material of the magnet
2	$d_1$
3	$h$
4	$d_3$ ( $d_2$ )