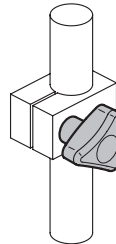
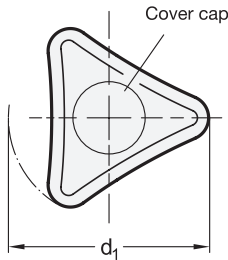
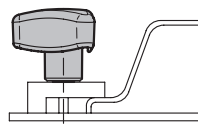


Application examples



¹ d ₁	² d ₂	d ₃	h ₁	h ₂	t	³ Torque ±20% in Nm	
60	M 6	27,5	50,5	20	10	2	3
60	M 8	27,5	50,5	20	12	2	3
80	M 8	27,5	53,5	22	12	4	6
80	M 10	27,5	53,5	22	12	4	6
80	M 12	27,5	53,5	22	12	4	6

Specification

- Plastic Technopolymer (Polyamide PA)
 - Glass fiber reinforced
 - Temperature resistant up to 80 °C
 - Black, matte finish

- Torque limiting mechanism Steel, hardened

- Bushing Steel zinc plated, blue passivated

- Color of the cover cap gray, RAL 7035, matte finish

• Plastic Characteristics → Page 2158

• RoHS

On request

- With threaded stud
- With other torques
- With stainless steel bushing



Information

Torque limiting triangular knobs GN 5320 are used when the manually applied torque is to be limited.

When turned clockwise, the torque mechanical system of the triangular knob triggers an “over-engagement” as soon as the specified torque is reached. When tightening, this will ensure that the maximum permissible torque is not exceeded.

When turned counterclockwise, the torque needed for disconnection is reliably applied.

Endurance tests have shown that the torque does not change even after up to 60,000 tightening cycles.

see also...

- Torque Limiting Knurled Knobs / Knob Screws GN 3663 → Page 652
- Torque Limiting Knurled Knobs / Knob Screws GN 5910 → Page 654

How to order

¹	d ₁
²	d ₂
³	Torque
⁴	Color of the cover cap

GN 5344-60-M8-2-DGR