

### Description of function

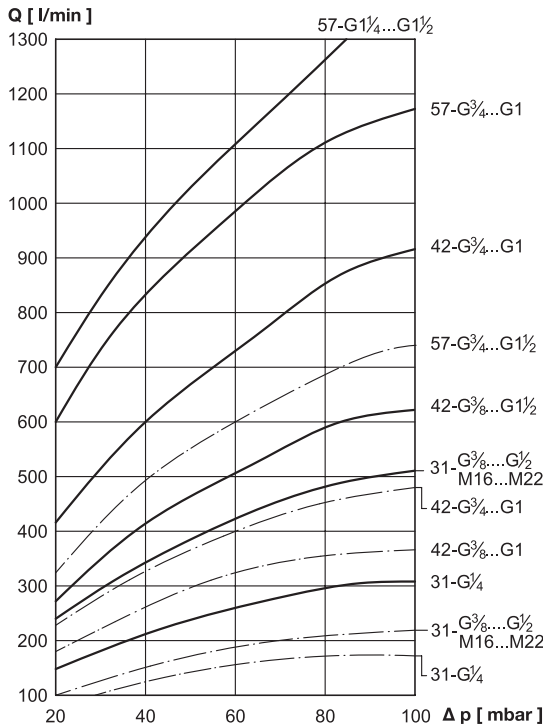
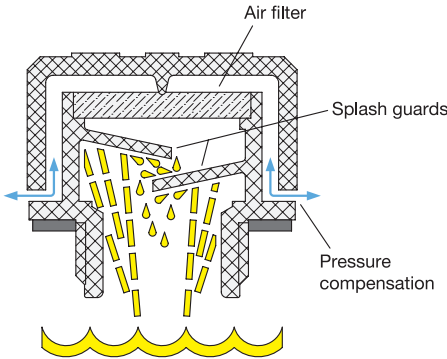
Breather caps GN 552 are used in oil reservoirs which must be ventilated.

If the oil is agitated, e.g. by a gear running in an oil bath or sump, there is the risk that the oil will leak. With properly aligned and shaped splash guards (see schematic drawing), these breather caps prevent the oil from leaking without substantially disrupting the ventilation / breathing process (pressure compensation).

The splash guards can be left out if their function is no longer needed or if a higher air flow rate is desired (Identification no. 3 and 4).

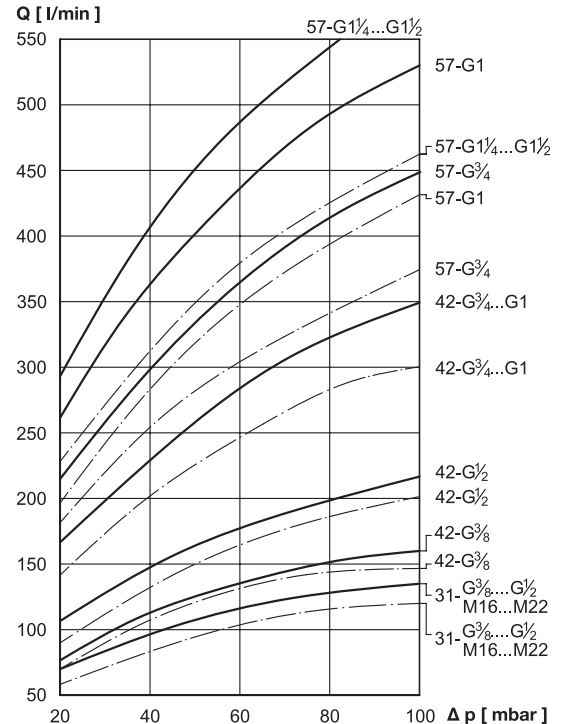
A filter is used to protect the oil from outside pollution (dust). The filter is mounted **behind** the splash guards to ensure it makes no contact with the oil and becomes saturated by capillary effect.

For a very high air flow rate (the level of the oil reservoir changing quickly), breather caps GN 663 → Page 1612 should be used.



Air flow rate [l/min] in reliance on the pressure difference  $\Delta p$  [mbar] container / outside space with filter (40 µm): — · — without filter: — — —

Type **without** splash guards (Identification no. 3 and 4)



Air flow rate [l/min] in reliance on the pressure difference  $\Delta p$  [mbar] container / outside space with filter (40 µm): — · — without filter: — — —

Type **with** splash guards (Identification no. 0, 1 and 2)

3.1  
3.2  
3.3  
3.4  
3.5  
3.6  
3.7  
3.8  
3.9

