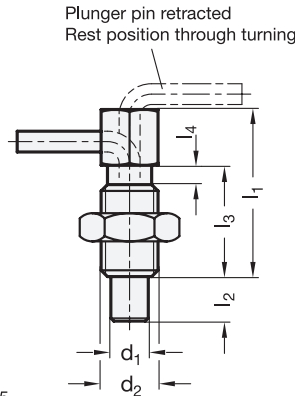
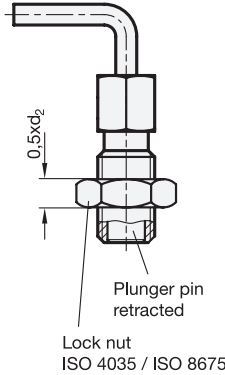
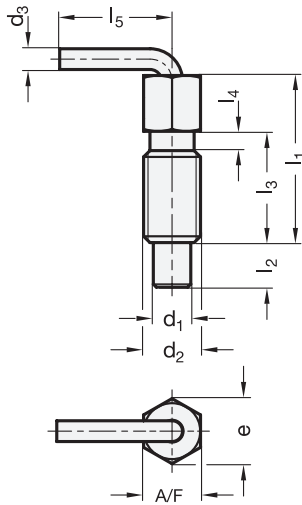


Type B

Type BK

Type C / CK



ROSTFREI
Inox
Stainless
Steel

3 Type

- B** without rest position, without locknut
- BK** without rest position, with locknut
- C** with rest position, without locknut
- CK** with rest position, with locknut

1

2

d ₁ Pin h11 Bore ^{+0,03} / _{-0,08}	d ₂	d ₃	e	l ₁	l ₂ min.	l ₃	l ₄	l ₅ min.	A/F	max. tightening torque in Nm	Spring load in N≈	
											initial	end
4	M 6	2,5	6,9	32	9,5	20	2,5	16	6	1,6	3	10
5	M 8	3	9,2	42	12	27	3,1	19,5	8	4,5	3,5	13,5
6	M 10	3,5	11,5	51	14	33,5	3,7	24	10	10	4	16
8	M 12	5	13,8	54	19	31,8	4,3	32	12	13	4	22
10	M 16	5	19,6	77,5	25	50,5	5	33,5	16	42	4	23

Specification

- Steel **ST**
- zinc plated, blue passivated
- Stainless Steel **NI**
- AISI 303
- Spring
- Stainless Steel AISI 301
- *Load rating information* → Page 1463
- *ISO-Fundamental tolerances* → Page 1479
- *Stainless Steel characteristics* → Page 1489
- RoHS

4

Information

GN 7017 indexing plungers are activated through a lever and are characterized by small dimensions. These indexing plungers are universally applicable due to their prevention of misalignments and positioning errors of the mating indexing bores.

The type C / CK with rest position are used for such applications where the plunger has to stay in its retracted position.

During assembly, the max. tightening torques shown in the table should not be exceeded when securing the lock nut.

see also...

- *List of indexing plunger types* → Page 640 ff.
- *Stainless Steel-Distance bushings GN 609.5 (to limit the thread length)* → Page 694

How to order (Steel)

GN 7017-8-M12-C-ST

1	d ₁
2	d ₂
3	Type
4	Material

How to order (Stainless Steel)

GN 7017-5-M8-B-NI

1	d ₁
2	d ₂
3	Type
4	Material

