



1.1

1.2

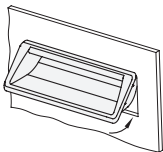
1.3

1.4

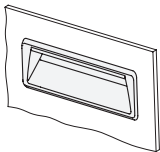
Mounting information

- 1) Drill the handle housing according to the template dimensions reported in the table.
- 2) Remove all drilling burrs before fitting the handle.
- 3) Fit the upper part of the handle into the housing.
- 4) Press onto the lower part until the handle is completely inserted.

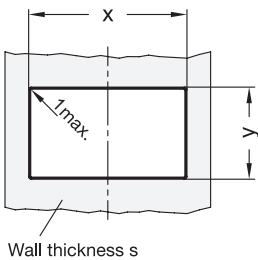
2.1



2.2



2.3



2.4

| Wall thickness s | for $b_1 = 92$ | | for $b_1 = 137$ | |
|-------------------------|----------------|-------------|-----------------|-------------|
| | $x + 0,2$ | $y \pm 0,1$ | $x + 0,2$ | $y \pm 0,1$ |
| 0,7 ... 0,8 | 87,5 | 30,5 | 132 | 30,5 |
| > 0,8 ... 1,2 | 87,5 | 30,7 | 132 | 30,7 |
| > 1,2 ... 1,5 | 87,5 | 31,7 | 132 | 31,7 |
| > 1,5 ... 2 | 87,5 | 31,7 | 132 | 31,7 |
| > 2 ... 2,2 | 87,5 | 31,7 | 132 | 31,7 |

