

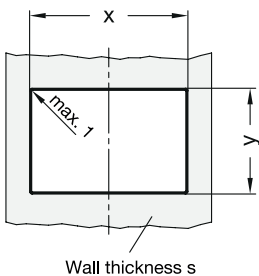
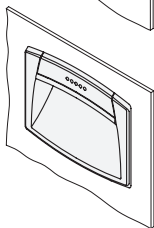
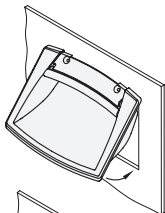


1.1

1.2

1.3

1.4



### Mounting information

- 1) Drill the handle housing according to the template dimensions reported in the table.
- 2) Remove all drilling burrs before fitting the handle.
- 3) Fit the upper part of the handle into the housing.
- 4) Press onto the lower part until the handle is completely inserted.

2.1

2.2

2.3

2.4

Wall thickness <b>s</b>	für $b_1 = 92$		für $b_1 = 137$	
	$x + 0,2$	$y \pm 0,1$	$x + 0,2$	$y \pm 0,1$
0,7 ... 0,8	87,5	30,5	132	30,5
> 0,8 ... 1,2	87,5	30,7	132	30,7
> 1,2 ... 1,5	87,5	31,7	132	31,7
> 1,5 ... 2	87,5	31,7	132	31,7
> 2 ... 2,2	87,5	31,7	132	31,7

