

Inox
Stainless
Steel



Patent
pending

2 Type

- T5** without latch bolt, without catch
- TG** with oval head latch bolt, with catch
- TT** with T-head latch bolt, with catch
- TU** with J-hook latch bolt, with catch

1

Size	FH in N Holding capacity	a	b ₁	b ₂	b ₃	b ₄	b ₅	b ₆	b ₇	d ₁	d ₂	d ₃	d ₄	d ₅	h ₁ ≈
160	1750	13	26	28	23	14	26	35	6,8	M 6	4,5	4,5	5,2	6	27
320	4000	19	40	44	34	18	35	38	10	M 8	6,7	6,7	7	8	38,5
700	7500	28	60	54	41	26	50	50	11	M 10	8,5	8,5	9	10	53

Size	h ₂	h ₃	l ₁ ≈	l ₂ ≈ Type TG	l ₃ ≈ Type TT	l ₄ ≈ Type TU	l ₅	l ₆	m ₁	m ₂	m ₃	m ₄	m ₅	s	w Stroke
160	20	20,5	103	55	55	54	28	30	19	16	16	14,3	25,4	2	8
320	30	28	153	76,5	76,5	76,5	34	44,5	32	19	19	22,3	25,4	3	13
700	40,5	39	222	95,5	93	92	42	51	38	41,5	31	25,4	31	3,5	19

Specification

- Parts in sheet metal
Stainless Steel AISI 304 **NI**
- Latch bolt
Stainless Steel AISI 304
- All moving parts
lubricated with special grease
- Solid moulded plastic handle sleeve
red, oil resistant
- *Stainless Steel characteristics* → Page 1489
- RoHS

3

Information

GN 853 Stainless Steel-Latch type toggle clamps feature a locking mechanism which prevents an inadvertent or vibration-induced opening of the clamp.

Another benefit is the option of operating the clamp with one hand.

see also...

- Latch type toggle clamps GN 853 (Steel, blackened finish) → Page 562

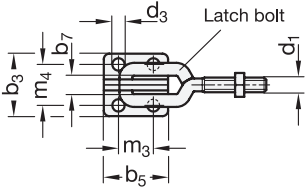
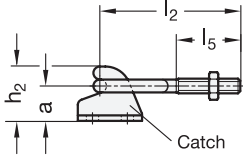
How to order

GN853-320-T5-NI

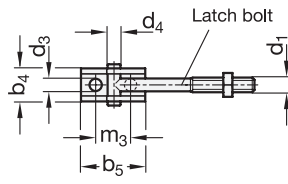
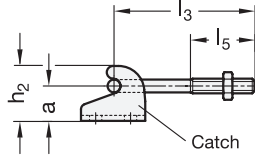
- 1** Size
- 2** Type
- 3** Material

1.1
1.2
1.3
1.4
2.1
2.2
2.3
2.4

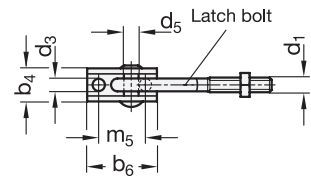
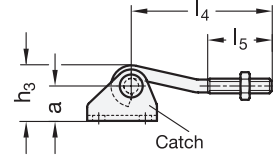
Type **TG**
Oval head latch bolt



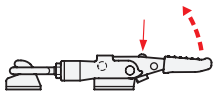
Type **TT**
T-head latch bolt



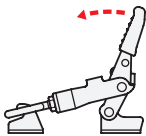
Type **TU**
J-hook latch bolt



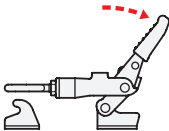
Description of function (for one-hand operation)



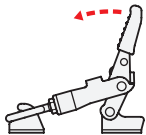
Press the release button for **releasing**.



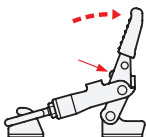
Lift the clamping arm until the latch bolt disengages from the catch.



Retracting the clamping arm will lift the latch bolt and release the catch (one-hand operation).



For **clamping operation**, lift the clamping arm until it rests on the catch.



The clamping arm engages in the catch if the release button is pressed for the clamping operation.

When clamping in the end position, the system locks automatically by spring force.

