

Size	F_H in N Holding capacity	b_1	b_2	b_3	h_1	h_2	h_3	l_1	l_2	l_3	r	s
220	2200	20	6	13	68	24	17,5	57,5	24	29	50	6
440	4400	30	10	20	113	42	28	85,5	32	42,5	73	10
850	8500	50	12	24	148	57	35	115	40,5	52	99	12
1540	15400	60	16	32	183	66,5	40,5	147,5	55,5	68	127,5	16

Specification

- Lever arm steel
 - Forged
 - Blackened
- Parts in sheet metal
 - Case-hardened Steel C10
 - Blackened
- Bearing pins and rivets
 - Steel, hardened and ground
- All moving parts
 - Lubricated with special grease
- RoHS

Accessory

- Handles, Lever Arms, Clamping Arm Extenders, Bushings, Base Plates → Page 719

Information

Knee lever modules GN 910.3 have the same properties and attributes as the „Longlife“ GN 910 / GN 910.1 toggle clamps: The clamping arms are die-forged, the remaining steel sheet parts have been reinforced, and bearing pins and rivets are hardened and ground.

These knee lever modules are therefore suitable for applications in which substantial forces occur and in which a long service life is required.

Extensive tests have shown that trouble-free function (under load) is ensured also after one million clamping cycles.

These knee lever modules permit the size and position of the lever and clamping arms to be adjusted to match the specific application. The actual module is welded on.

see also...

- General Information for Toggle Clamps → Page 698
- Toggle Clamps GN 910 → Page 712
- Toggle Clamps GN 910.1 → Page 714
- Knee Lever Modules GN 910.2 (to Screw-On) → Page 716

How to order

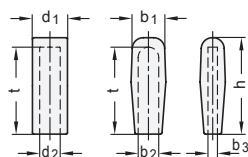
GN910.3-220

1 Size

Accessory for Knee Lever Modules

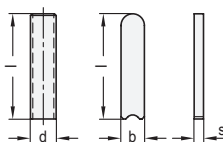
for Welding, for GN 910.2 and GN 910.3

Handles



Module Size	b ₁	b ₂	b ₃	d ₁	d ₂	h	t	Code no.
220	22	13	5	-	-	60	55	GN 910.5-220
440	31	20	8	-	-	86	77	GN 910.5-440
850	-	-	-	30	22	119	112	GN 910.5-850
1540	-	-	-	34	25	119	112	GN 910.5-1540

Levers



Module Size	b	d	Length l	s	Code no.
220	13	-	60	5	GN 910.6-220
440	20	-	90	8	GN 910.6-440
850	-	22	122	-	GN 910.6-850
1540	-	25	138	-	GN 910.6-1540

GN 910.5

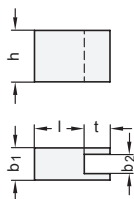
GN 910.6

GN 910.7

GN 910.8

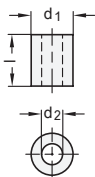
GN 910.9

Clamping arm extenders



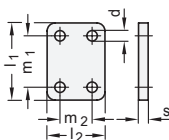
Module Size	b ₁	b ₂	h	Length l	t	Code no.
220	10	6	16	15,5	6,5	GN 910.7-220
440	15	10	24	16	8	GN 910.7-440
850	20	12	30	22,1	15	GN 910.7-850
1540	25	16,2	35	23,5	15	GN 910.7-1540

Bushings



Module Size	d ₁	d ₂	Length l	Code no.
220	13	6,5	16	GN 910.8-220
440	20	10,5	24	GN 910.8-440
850	24	12,5	30	GN 910.8-850
1540	32	16,5	35	GN 910.8-1540

Base plates



Module Size	d	l ₁	l ₂	m ₁	m ₂	s	Code no.
220	6,5	48	36	32	20	6	GN 910.9-220
440	8,5	65	54	45	30	8	GN 910.9-440
850	10,5	75	75	55	55	10	GN 910.9-850
1540	12,5	100	90	65	65	10	GN 910.9-1540

