

3 Type

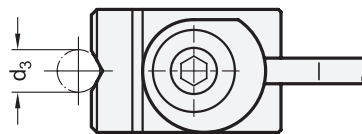
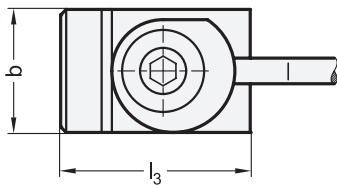
- E** With serrated clamping jaw
- P** With prism clamping jaw

4 Coding

- R** Clamping by clockwise rotation
- L** Clamping by anti-clockwise rotation

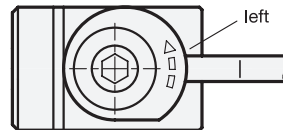
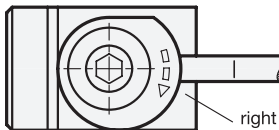
Type E

Type P



Coding R

Coding L

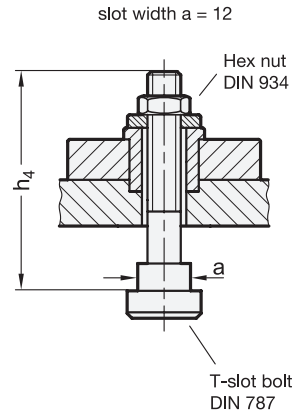
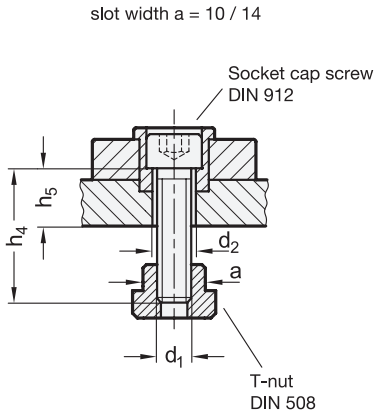


1

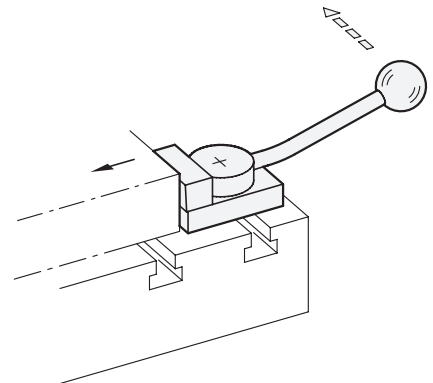
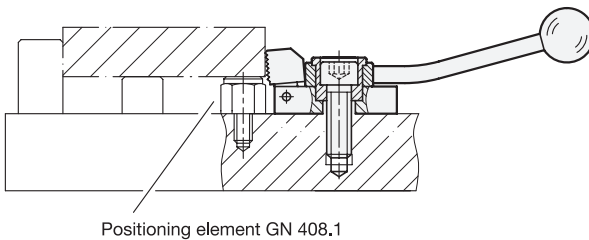
2

| a Slot width | d ₁ | F _S in kN Max. clamping force | b | d ₂ | d ₃ | | h ₁ | h ₂ |
|-----------------|----------------|---|----|----------------|----------------|------|----------------|----------------|
| | | | | | Min. | Max. | | |
| 10 | M 8 | 3,5 | 32 | 8,4 | 4 | 26 | 20 | 8 |
| 12 | M 12 | 7 | 48 | 12,5 | 4 | 26 | 38 | 16 |
| 14 | M 12 | 7 | 48 | 12,5 | 4 | 26 | 38 | 16 |

| a Slot width | h ₃ | h ₄ | h ₅ | l ₁ | l ₂ | l ₃ | s Clamping stroke |
|-----------------|----------------|----------------|----------------|----------------|----------------|----------------|----------------------|
| 10 | 40 | 30 | 12,6 | 132 | 32 | 50 | 3 |
| 12 | 62 | 63 | - | 190 | 40 | 72 | 4 |
| 14 | 62 | 40 | 19,1 | 190 | 40 | 72 | 4 |



Examples of application



Specification

- Clamping mechanisms
Steel
 - Case-hardened
 - Blackened
- Ball knob DIN 319
Plastic, Duroplast
Black, shiny finish
- For slot width $a = 10 / 14$
 - T-nut DIN 508
 - Socket cap screw DIN 912
Steel, blackened
- For slot width $a = 12$
 - T-slot bolt DIN 787
 - Hex nut DIN 934
Steel, blackened
- RoHS

Accessory

- Slotted Support Blocks GN 9190.3
→ Page QVX

Information

With side clamps GN 9190, workpieces are clamped with a pivoted clamping jaw. The clamping force acts laterally and from above to pull down on the workpiece and clamp it against fixed stops and the supporting surface.

The clamping stroke of the clamping jaw results from the swivel movement of the eccentric cam lever. When the lever is released, the clamping jaw is returned by spring force. The low overall height of the side clamps allow full-surface machining of the workpiece.

Side clamps can be screwed in directly, e.g. in a mounting plate, or fastened to machine tables with T-slots. In addition, they can be mounted in any position perpendicular to the T-slot using the slotted support blocks GN 9190.3, which are available as accessory.

see also...

- Side Clamps GN 9190.1 (with Clamping Thread) → Page QVX
- Side Clamps GN 9190.2 (with Support) → Page QVX

How to order

GN9190-10-M8-E-R

| | |
|---|----------------|
| 1 | a |
| 2 | d ₁ |
| 3 | Type |
| 4 | Coding |