

3 Type

- GL** smooth clamping surfaces
- GA** with 2 fixing threads for attachment jaws
- RF** ribbed clamping surfaces

1

2

d	b	a		Type RF		h ₁	h ₂	h ₃	Length l	m	Clamping force per clamping jaw in kN	max. tightening torque in Nm
		Type GA / Type GL min.	Type GA / Type GL max.	min.	max.							
M 8	21	39,5	44,5	34,5	39,5	15	4,5	7,5	15	10	15	25
M 8	25	39,5	44,5	34,5	39,5	15	4,5	7,5	15	12	15	25
M 8	32	39,5	44,5	34,5	39,5	15	4,5	7,5	15	16	15	25
M 8	40	39,5	44,5	34,5	39,5	15	4,5	7,5	15	20	15	25
M 8	50	39,5	44,5	34,5	39,5	15	4,5	7,5	15	30	15	25
M 12	40	40	45,5	40	45,5	22	4,5	11	21	20	30	85
M 12	50	40	45,5	40	45,5	22	4,5	11	21	30	30	85

Specification

- Steel
- Wedge surfaces hardened
- blackened
- Socket cap screw DIN 7984
Tensile strength class 10.9
- *Strength values of screws* → Page 1481
- RoHS

Information

Clamping with the wedge clamps GN 920.1 is achieved via the socket cap screw and the clamp wedge which cause both clamping jaws to move outward.

When loosening the screw, the clamp wedge is returned via an internal return spring which, in turn, loosens the tension.

Wedge clamps are ideal for multiple clamping operations, but they are also suitable for clamping individual workpieces.

The slotted hole in the clamp wedge serves to compensate tolerances in the workpiece.

see also...

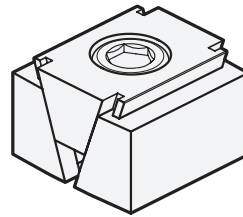
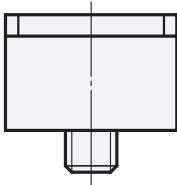
- *Pull-down plates GN 920.2*
(for wedge clamps GN 920.1 with pull-down effect) → Page 484

How to order

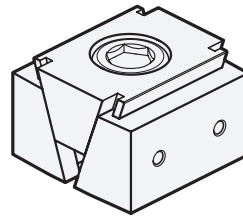
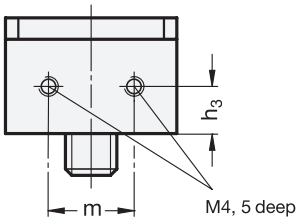
GN920.1-M8-32-RF

- 1** d
- 2** b
- 3** Type

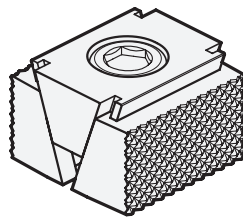
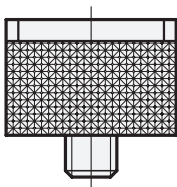
Type **GL** smooth clamping surfaces (jaw blank for workpiece-specific clamping contours)



Type **GA** with 2 fixing threads for attachment jaws



Type **RF** ribbed clamping surfaces



1.1

1.2

1.3

1.4

2.1

2.2

2.3

2.4

