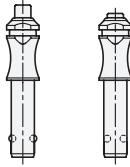


GN 113.3

GN 113.4

Page 748

Ø 5 / 6 / 8 / 10 / 12 / 16 / 20
with tightened gripping tray



Function:

- The locking element consists of 2 balls, which are “retracted” by press of a button and brought back into the (form-locking) lock function by a spring.

Features:

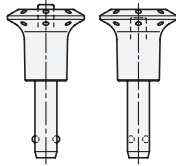
- GN 113.3: Stainless Steel AISI 303
- GN 113.4: Stainless Steel AISI 630, precipitation-hardened

GN 113.5

GN 113.6

Page 749

Ø 5 / 6 / 8 / 10 / 12 / 16
with plastic knob



Function:

- The locking element consists of 2 balls, which are “retracted” by press of a button and brought back into the (form-locking) lock function by a spring.

Features:

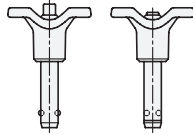
- GN 113.5: Stainless Steel AISI 303
- GN 113.6: Stainless Steel AISI 630, precipitation-hardened

GN 113.7

GN 113.8

Page 750

Ø 5 / 6 / 8 / 10 / 12 / 16
with plastic T-handle



Function:

- The locking element consists of 2 balls, which are “retracted” by press of a button and brought back into the (form-locking) lock function by a spring.

Features:

- GN 113.7: Stainless Steel AISI 303
- GN 113.8: Stainless Steel AISI 630, precipitation-hardened

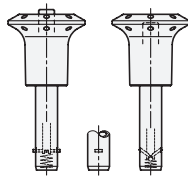
GN 114.2

GN 114.3

GN 114.6

Page 752 / 753

Ø 6 / 8 / 10 / 12 / 16 / 20
with knob



Function:

- The locking element consists of rectangular locking pawls, which are “retracted” by press of a button a brought back into the lock function by a spring (DBP).

Features:

- GN 114.2
 - Pin steel, zinc plated
 - Knob, push-button, slide plastic
- GN 114.3
 - Pin Stainless Steel AISI 303
 - Knob, push-button, slide plastic
- GN 114.6
 - Pin Stainless Steel AISI 303
 - Knob, push-button, slide Stainless Steel

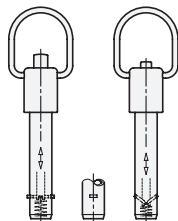
GN 214.2

GN 214.3

GN 214.6

Page 754 / 755

Ø 6 / 8 / 10 / 12 / 16 / 20
with lifting ring
(Stainless Steel AISI 301)



Function:

- The locking element consists of rectangular locking pawls, which are “retracted” by press of a button a brought back into the lock function by a spring (DBP).

Features:

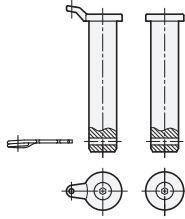
- GN 114.2
 - Pin steel, zinc plated
 - Push-button, slide plastic
- GN 114.3
 - Pin Stainless Steel AISI 303
 - Push-button, slide plastic
- GN 114.6
 - Pin Stainless Steel AISI 303
 - Push-button, slide Stainless Steel AISI 303

GN 2342

Page 760

Type B / E

Ø 8 / 10 / 12 / 16 / 20



Function:

- With type B and E Stainless Steel-Assembly pins, axial positioning is performed with a collar or eyelet washer.
- Axial securing is by means of a transverse hole (id. no. 2) in which a spring cotter pin is inserted.
- Assembly pins with eyelet washers (type E), including the matching spring cotter pin, can additionally be secured against loss with a retaining cable.

Features:

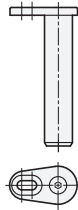
- Pin Stainless Steel AISI 304

GN 2342

Page 760

Type L

Ø 8 / 10 / 12 / 16 / 20



Function:

- With type L Stainless Steel-Assembly pins, axial positioning is by means of a fastening tab.
- Fastened with a countersunk screw, the fastening tab holds the assembly pin in the hole so that it is secured against rotation and does not have any play.

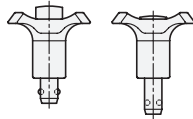
Features:

- Pin Stainless Steel AISI 304

GN 113.1

Page 758

Ø 6 / 8 / 10 / 12



Function:

- The ball lock pins are used for quick fixing of thin-walled parts e.g. sheets.
- By depressing the spring-loaded push button the pin advances and at the same time frees the two balls.

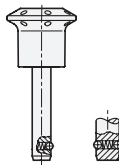
Features:

- Pin Stainless Steel AISI 303
- Handle plastic

GN 124.2

Page 756

Ø 6 / 8 / 10 / 12



Function:

- The locking element consists of one or two guide balls that are held in the locking position using a thrust spring. The bolts can be quickly and easily inserted and removed from the locating hole.

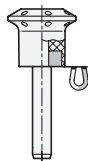
Features:

- Pin Stainless Steel AISI 303
- Knob plastic

GN 124.1

Page 757

Ø 6 / 8 / 10 / 12



Function:

- Combined with magnetic components, the magnet fitted at the bottom of the knob holds the locking pins in the axial direction.
- Good surfaces and perpendicular drilling heads help in achieving extremely good axial retaining forces.

Features:

- Pin Stainless Steel AISI 303
- Knob plastic
- Retaining magnet neodymium, iron, boron

