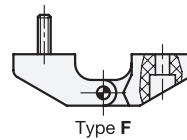
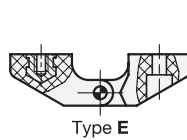
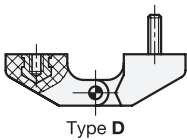
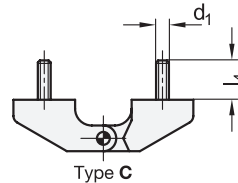
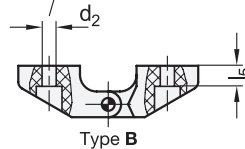
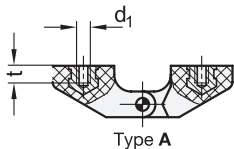


Bores for socket cap screw DIN 912



3 Type

- A** 2x2 threaded blind bores
- B** 2x2 bores for socket cap screws
- C** 2x2 threaded studs
- D** 2x threaded blind bores
2x threaded studs
- E** 2x threaded blind bores
2x bores for socket cap screws
- F** 2x threaded studs
2x bores for socket cap screws

1		2		d ₁	d ₂	d ₃	h ₁	h ₂	l ₃	l ₄	l ₅	m ₁ ±0,3	m ₂ ±0,3	r	t
l ₁ Nominal dimension	l ₁ Actual dimension	l ₂ Nominal dimension	l ₂ Actual dimension												
45	45,5	30	30,5	M 3	3,3	2,5	12,5	9,5	15	13	4	30	15	5	4
58	59	40	40,5	M 4	4,3	4	16,5	12,5	20	18	6	40,4	20	6	5,5
70	70	48	48,5	M 5	5,5	5	20	15	24	17	8	46	24	7	6,5
97	97	66	66	M 6	6,5	6	27,5	21	33	16	10	63,7	33	8	9

Specification

- Plastic (Polyamide PA)
 - Black, matte finish
 - Temperature resistant up to 80 °C
- Pin
Stainless steel AISI 303
- Threaded bushings
Brass, nickel plated
- Threaded studs
Brass, nickel plated
- Load Rating Information → Page 2126
- Plastic Characteristics → Page 2158
- Stainless Steel Characteristics → Page 2166
- RoHS

Information

- see also...
- List of Hinge Types → Page 1284 ff.

How to order

GN 155-58-40-F

1	l ₁
2	l ₂
3	Type