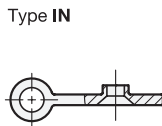
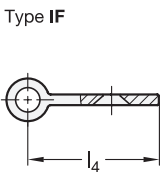
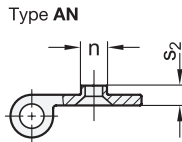
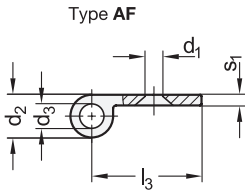
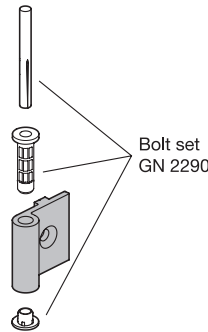


**3 Type**

- AF** Exterior hinge leaf
- AN** Exterior hinge leaf, with guide step
- IF** Interior hinge leaf
- IN** Interior hinge leaf, with guide step



**Assembly instruction**



**4 Coding**

- A** Without bores
- C** With countersunk holes

1		1		2															
$l_1$	Type AF Type AN	$l_2$	Type IF Type IN	$d_1$	$d_2$	$d_3$	$l_3$	$l_4$	$m_1$	Type AF Type AN	Type IF Type IN	$m_2$	$m_3$	$m_4$	$n -0,3$	$s_1$	$s_2$		
43	50	40 80	250* 400*	6,6	14	8	36	43	20,4	27,5	50	50	150	8	3,5	6,5			

\*only available in types AF / IF

**Specification**

- Aluminum Anodized, natural color
- RoHS

**5**

**Information**

Hinge wings GN 2291 can be combined with bolt sets GN 2290 into individualized hinge versions.

As of a hinge leaf length of  $l_2 \geq 250$  mm, individual lengths can be realized by shortening the hinge wing given the greater hole spacings.

see also...

- Hinge Leafs GN 2292 (with Guide Step) → Page 1380
- Hinge Leafs GN 2294 → Page 1381
- Hinge Leafs GN 2295 (Three-Part) → Page 1314 / 1315

**Accessory**

- Bolt Sets GN 2290 → Page 1316

**On request**

- Other lengths and hole spacings
- Other finishes

**How to order**

1	$l_1$
2	$l_2$
3	Type
4	Coding
5	Finish

**GN 2291-43-80-AF-A-EL**