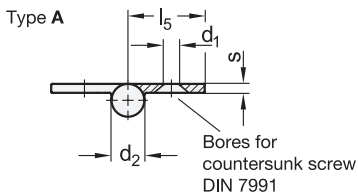


3 Type

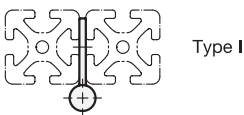
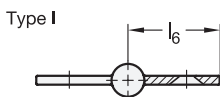
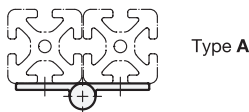
- A Exterior hinge leaves
- I Interior hinge leaves

4 Coding

- C With countersunk holes



Assembly instruction



l ₁		l ₂	d ₁	d ₂	l ₃	l ₄	l ₅	l ₆	m ₁		m ₂	m ₃	m ₄	s
Type A	Type I								Type A	Type I				
72	86	125	6,6	14	40	40	36	43	40,8	55	42,5	-	-	3,5
72	86	165	6,6	14	40	80	36	43	40,8	55	-	37,5	50	3,5
72	86	335	6,6	14	40	250	36	43	40,8	55	-	72,5	150	3,5
72	86	485	6,6	14	40	400	36	43	40,8	55	-	72,5	150	3,5

Specification



- Aluminum
Anodized, natural color
- Bearing bushing / Cover cap
- Plastic
Technopolymer (Polyamide PA)
- Graphite gray, RAL 7024
- Tapered dowel pin ISO 8741
Steel
Zinc plated, blue passivated
- *Plastic Characteristics* → Page 2158
- RoHS

EL

On request

- Other lengths and hole spacings
- Other finishes

Information

Hinges GN 2295 are made of drawn profiled aluminum and are used on doors and covers, for example.

Given the external hinge leaves, type A hinges allow mounting with a very small door gap. The type I is fastened in the door gap. The mounting screws are therefore inaccessible and hence protected from vandalism when the door is closed.

The hinges are delivered loose and must be mounted according to the accompanying instructions. Any hinge combination may be realized (if needed, also by shortening the middle wing) thanks to the modular design and available accessories.

How to order

1	l ₁
2	l ₂
3	Type
4	Coding
5	Finish

GN 2295-72-335-A-C-EL