

#### 4 Type (Base)

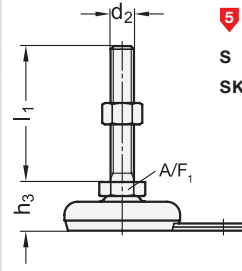
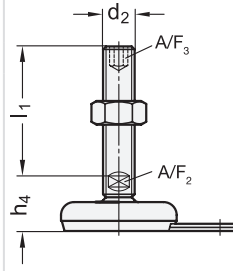
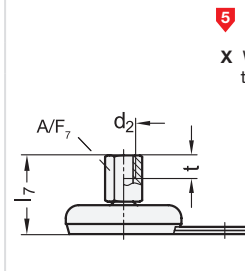
- A1** Steel, zinc plated  
Rubber inlaid, black
- A5** Steel, plastic coated black  
Rubber inlaid, black

d <sub>1</sub>	d <sub>2</sub>	l <sub>1</sub>	Version S / SK								Version U / UK		l <sub>7</sub> Version X	h <sub>1</sub>	l <sub>8</sub>	l <sub>9</sub>	
			40	50	63	-	-	-	-	-	-	-					75
50	M 8	40	50	63	-	-	-	-	-	-	-	-	-	40	18	25	45
50	M 10	50	60	80	100	-	-	-	-	-	-	-	-	43	18	25	45
50	M 12	60	80	100	125	-	-	-	-	-	-	-	-	47	18	25	45
50	M 16	-	-	-	-	75	100	125	150	200	250	-	-	52	18	25	45
60	M 8	40	50	63	-	-	-	-	-	-	-	-	-	41	19	25	50
60	M 10	50	60	80	100	-	-	-	-	-	-	-	-	44	19	25	50
60	M 12	60	80	100	125	-	-	-	-	-	-	-	-	48	19	25	50
60	M 16	-	-	-	-	75	100	125	150	200	250	-	-	53	19	25	50
80	M 8	40	50	63	-	-	-	-	-	-	-	-	-	42	20	30	70
80	M 10	50	60	80	100	-	-	-	-	-	-	-	-	45	20	30	70
80	M 12	60	80	100	125	-	-	-	-	-	-	-	-	49	20	30	70
80	M 16	-	-	-	-	75	100	125	150	200	250	-	-	54	20	30	70
80	M 20	-	-	-	-	75	100	125	150	200	250	-	-	62	20	30	70
80	M 24	-	-	-	-	100	125	150	200	300	-	-	-	20	30	70	
100	M 8	40	50	63	-	-	-	-	-	-	-	-	-	43	21	30	80
100	M 10	50	60	80	100	-	-	-	-	-	-	-	-	46	21	30	80
100	M 12	60	80	100	125	-	-	-	-	-	-	-	-	50	21	30	80
100	M 16	-	-	-	-	75	100	125	150	200	250	-	-	55	21	30	80
100	M 20	-	-	-	-	75	100	125	150	200	250	-	-	63	21	30	80
100	M 24	-	-	-	-	100	125	150	200	300	-	-	-	21	30	80	

## Specification

- Base plate, steel sheet metal
  - Type A1: Steel, zinc plated, blue passivated
  - Type A5: Steel, powder coated Black, RAL 9005
- Flange, sheet metal
  - Steel, zinc plated, blue passivated
- Threaded stem
  - Steel, zinc plated, blue passivated
- Hex nut ISO 4032
  - Steel, zinc plated, blue passivated
- Rubber pad, inlaid
  - Black, NBR (Perbunan®) 80±5 Shore A
- [Load Rating Information](#) → Page 2142
- [Elastomer Characteristics](#) → Page 2158
- **RoHS**

**Versions of threaded stem**

 <p><b>S</b> Without nut <b>SK</b> With nut</p>	 <p><b>U</b> Without nut <b>UK</b> With nut</p>	 <p><b>X</b> With internal thread</p>
<p>External hex at the bottom at <math>d_2</math> M 8, M 10, M 12</p>	<p>Hex socket at the top and wrench flat at the bottom at <math>d_2</math> M 16, M 20, M 24</p>	<p>External hex with internal thread at <math>d_2</math> M 8, M 10, M 12, M 16, M 20</p>

$d_1$	$d_2$	$h_3$	$h_4$	A/F <sub>1</sub>	A/F <sub>2</sub>	A/F <sub>3</sub>	A/F <sub>7</sub>	t
50	M 8	26	-	17	-	-	14	8
50	M 10	26	-	17	-	-	14	10
50	M 12	26	-	17	-	-	17	12
50	M 16	-	32	-	12	8	22	16
60	M 8	27	-	17	-	-	14	8
60	M 10	27	-	17	-	-	14	10
60	M 12	27	-	17	-	-	17	12
60	M 16	-	33	-	12	8	22	16
80	M 8	28	-	17	-	-	14	8
80	M 10	28	-	17	-	-	14	10
80	M 12	28	-	17	-	-	17	12
80	M 16	-	34	-	12	8	22	16
80	M 20	-	35	-	15	10	27	20
80	M 24	-	38	-	19	12	-	-
100	M 8	29	-	17	-	-	14	8
100	M 10	29	-	17	-	-	14	10
100	M 12	29	-	17	-	-	17	12
100	M 16	-	35	-	12	8	22	16
100	M 20	-	36	-	15	10	27	20
100	M 24	-	39	-	19	12	-	-

**Information**

Leveling feet GN 32 will be delivered mounted and are not removable.

see also...

- *Stainless Steel Leveling Feet GN 33 (with Mounting Flange)*  
→ Page 1482
- *Leveling Feet GN 30 (Steel, Zinc Plated, with Mounting Flange)*  
→ Page 1476

How to order		1	$d_1$
		2	$d_2$
		3	$l_1$ ( $l_7$ )
		4	Type (Base plate)
		5	Version (Stem)

**GN 32-100-M20-150-A1-U**