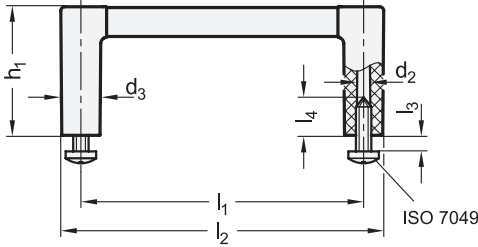
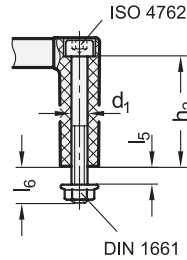


Type A

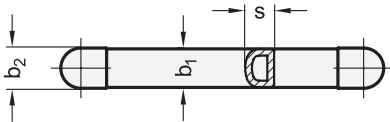


Type B



3 Type

- A Mounting from the back (Self-tapping screws)
- B Mounting from the operator's side



¹ b ₁	² l ₁	b ₂	d ₁	d ₂	d ₃	h ₁	h ₂	l ₂	l ₃ max.	l ₄ min.	l ₅ max.	l ₆	s	HE
12	55	12,5	M 5	4,3	12,5	40	34,5	67,5	5	14	5	10,5	9	2
12	88	12,5	M 5	4,3	12,5	40	34,5	100,5	5	14	5	10,5	9	3
12	100	12,5	M 5	4,3	12,5	40	34,5	112,5	5	14	5	10,5	9	3
12	120	12,5	M 5	4,3	12,5	40	34,5	132,5	5	14	5	10,5	9	4
12	180	12,5	M 5	4,3	12,5	40	34,5	192,5	5	14	5	10,5	9	5
12	235	12,5	M 5	4,3	12,5	40	34,5	247,5	5	14	5	10,5	9	6

Specification

Handle bar

- Aluminum
 - Anodized, natural color ● ELS
 - Handle shanks black, matte finish
 - Anodized, natural color ● ELG
 - Handle shanks light gray, matte finish
 - Anodized, Black ● ESS
 - Handle shanks black, matte finish

Handle shanks

- Plastic, Polyamide (PA)
- Glass fiber reinforced
- Operating temperature up to 130 °C

Socket cap screws ISO 4762-M5-45

Steel zinc plated, black finish

Flange nuts DIN 1661-M5

Steel zinc plated, blue passivated

Self-tapping screws ISO 7049

Steel zinc plated ST4,8-19

RoHS

The dimensions of the U-handles GN 423 have been designed to match a 19" rack and enclosure layout.

The values of the height unit HE given in the table refer to the corresponding front panel heights of the housings.

Handle bar and handle shanks are interconnected via a plug-type connection, with the effect that special lengths are easily realised.

Thanks to the fixing screws included in the set, the U-Handles are easily and economically mounted.

see also...	Page
GN 425 Cabinet U-Handles (Steel)	QVX
GN 425 Cabinet U-Handles (Aluminum / Stainless Steel)	QVX
GN 427 Cabinet U-Handles (Aluminum, Ellipse Profile)	QVX
GN 427.5 Cabinet U-Handles (Stainless Steel, Ellipse Profile)	QVX

Technical Information

Load Rating Information	QVX
Plastic Characteristics	QVX

How to order

¹ b ₁
² l ₁
³ Type
⁴ Finish

GN 423-12-120-A-ELS

1.1 1.2 1.3 1.4 2.1 2.2 2.3 2.4

