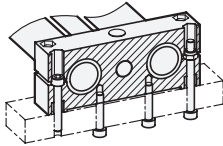


## Mounting facilities of the end pieces

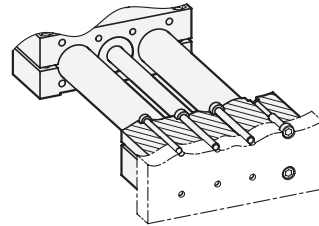
### Horizontal

with screws for thread  $d_4$  or bore  $d_5$



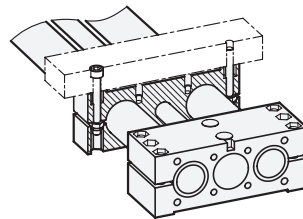
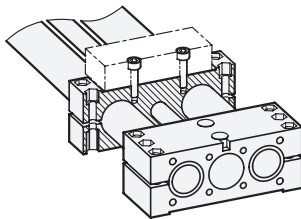
### Vertical

From outside, with screws for thread  $d_3$   
 From inside, with screws for bore  $d_6$   
 From inside, with screws for bore  $d_5 / d_7$



## Mounting facilities at the slider

Mounting with screws for thread  $d_4$  or bore  $d_5$



## Assembly of position indicator and handwheel

Usage of installation kit, position indicator and handwheel, see table → Page 1996

