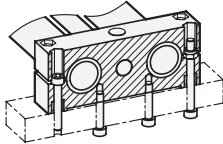


Mounting facilities of the end pieces

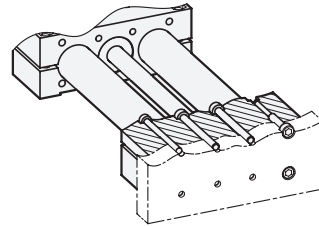
Horizontal

with screws for thread d_4 or bore d_5



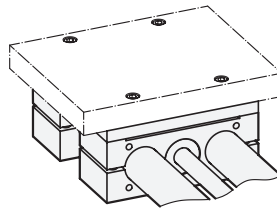
Vertical

From outside, with screws for thread d_3
 From inside, with screws for bore d_6
 From inside, with screws for bore d_5 / d_7



Mounting facilities at the slider

Mounting with screws for thread d_8



Assembly of position indicator and handwheel

Usage of installation kit, position indicator and handwheel, see table → [Page 2000](#)

