

3.1

3.2

3.3

3.4

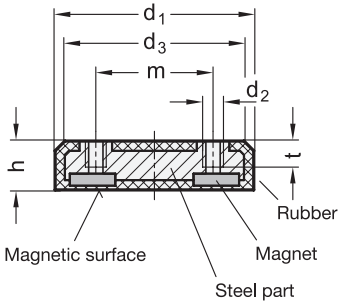
3.5

3.6

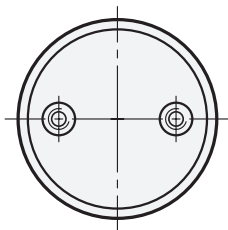
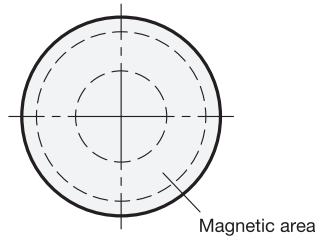
3.7

3.8

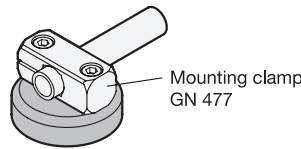
3.9



View of magnetic surface



Application example



² d ₁	³ m	⁴ d ₂	d ₃	h	t min.	Nominal magnetic forces in N
43	22	M 4	39	10,3	6	85
43	27	M 5	39	10,3	7	85
57	32	M 6	53	11,3	7	175
57	36	M 6	53	11,3	7	175

Specification

- Steel part
Zinc plated
- Material of the magnet
NdFeB
Neodymium, iron, boron
Temperature resistant up to 80 °C
- Rubber jacket
Elastomer (TPE)
≈ 80 Shore A
Black
- *Elastomer Characteristics* → Page 2158
- **RoHS**

¹

ND

Information

The retaining magnets GN 51.5 with rubber jacket form a system together with the steel part that shields and strengthens the magnet, optimally concentrating the magnetic flux on the rubberized magnetic surface.

The rubber protects sensitive surfaces from being damaged by the magnet and also delivers a high friction coefficient, resulting in high lateral displacement forces.

Its dimensions, especially the drill hole spacing m and the thread d₂, match the clamp mountings GN 473, GN 477 and GN 480.

see also...

- *More Information to Retaining Magnets* → Page 2028
- *Base Plate Clamp Mountings GN 473* → Page 1789
- *Clamp Mountings GN 477* → Page 1790
- *Flanged Bolts GN 480* → Page 1800

Accessory

- Holding Disks GN 70 → Page 2072
- Adhesive Disks GN 70.1 → Page 2073

On request

- Other colors
- Other shore hardnesses

How to order

¹	Material of the magnet
²	d ₁
³	m
⁴	d ₂

GN 51.6-ND-43-22-M4