

Type W



Figure sequence L <sup>4</sup>



Figure sequence M

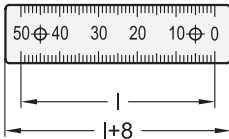
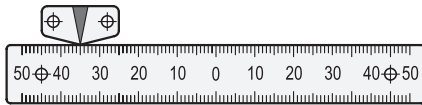
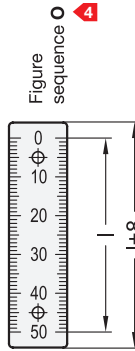



Figure sequence R

Application example



Type S



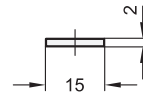
<sup>3</sup> Type

W Figures horizontally arranged (figure sequences L, M, R)

S Figures vertically arranged (figure sequences U, M, O)

<sup>5</sup> Identification no.

1 With mounting holes Ø 3.3



<sup>2</sup>

Length l (Scale)	Number of bores	Figure sequence M							Figure sequence L / R / U / O						
		a <sub>1</sub> ±0,1	a <sub>2</sub> ±0,1	a <sub>3</sub> ±0,1	a <sub>4</sub> ±0,1	a <sub>5</sub> ±0,1	a <sub>6</sub> ±0,1	a <sub>7</sub> ±0,1	a <sub>1</sub> ±0,1	a <sub>2</sub> ±0,1	a <sub>3</sub> ±0,1	a <sub>4</sub> ±0,1	a <sub>5</sub> ±0,1	a <sub>6</sub> ±0,1	a <sub>7</sub> ±0,1
50	2	4	-	-	-	-	-	-	4	-	-	-	-	-	-
100	2	9	-	-	-	-	-	-	9	-	-	-	-	-	-
150	2	4	-	-	-	-	-	-	4	-	-	-	-	-	-
200	3	9	99	-	-	-	-	-	9	99	-	-	-	-	-
300	3	9	149	-	-	-	-	-	9	149	-	-	-	-	-
400	4	9	139	269	-	-	-	-	9	139	269	-	-	-	-
500	4	9	169	339	-	-	-	-	9	169	339	-	-	-	-
750*	8	4	124	254	374	394	504	634	4	129	249	369	389	509	629
1000*	8	9	169	339	499	519	679	839	9	169	329	499	519	679	839

\* These lengths consists of 2 parts.

Specification

Aluminum

- Anodized, natural color
- Black imprint
- Numbers and scale etched, i.e. aluminum-colored
- Imprint resistant to weak acids and lye solutions, and against solvents in the event of brief contact

<sup>1</sup>

AL

RoHS

On request

- Self-adhesive version

The position of linear actuator connectors can be easily read from GN 711.2 rulers. The black background creates a high contrast to the natural-colored numbers and scales, and prevents glare.

The orientation of the dimensioning of the fastening holes depends on the sequence of the numbers and is shown in the drawing.

see also...

GN 711 Rulers (Stainless Steel / Plastic, Self-adhesive)

Page

QVX

Accessory

GN 711.3 Indicator Arrow

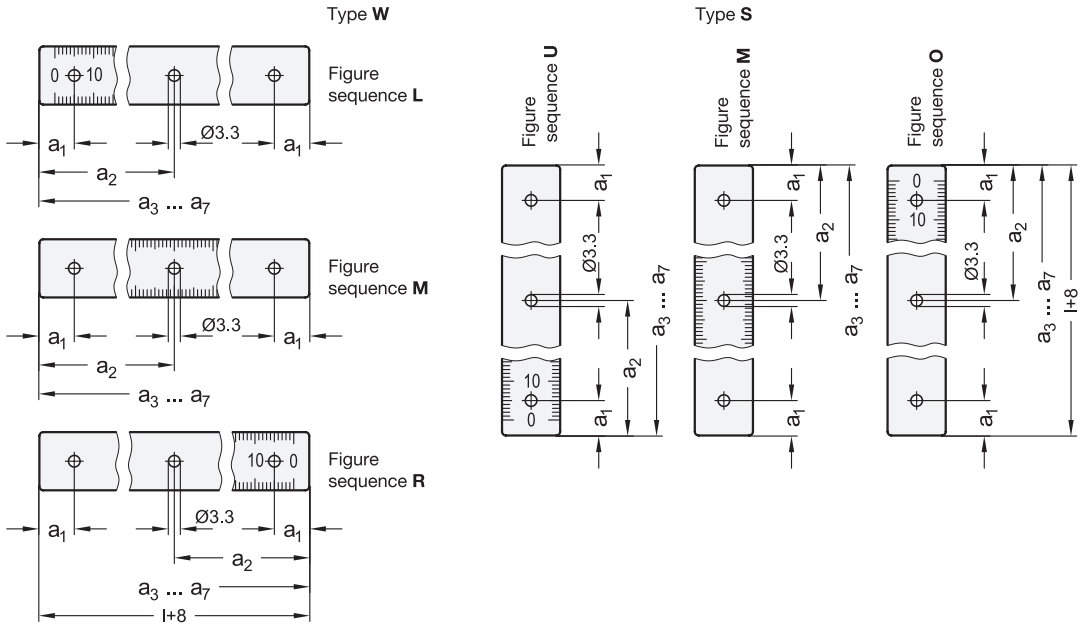
QVX

How to order

1	Material
2	Length l (Scale)
3	Type
4	Figure sequence
5	Identification no.

<sup>1</sup> <sup>2</sup> <sup>3</sup> <sup>4</sup> <sup>5</sup>  
GN 711.2-AL-100-W-L-1

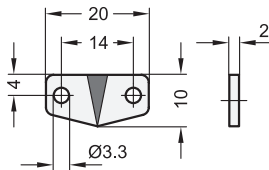
Mounting holes




GN 711.3

Indicator Arrow

Aluminum, with Mounting Holes, for Rulers



Application example



2 Identification no.

1 With mounting holes Ø 3.3

Specification

Aluminum

- Anodized, natural color
- Black imprint
- Zero point mark etched, i.e. aluminum-colored
- Imprint resistant to weak acids and lye solutions, and against solvents in the event of brief contact

RoHS

On request

- Self-adhesive version

1  
AL

With the indicator arrow GN 711.3, reference points can be marked on rulers or reference positions in machines.

see also...

GN 711.1 Indicator Arrows (Stainless Steel / Plastic, Self-adhesive)

Page

QVX

How to order

GN 711.3-AL-1

1 Material

2 Identification no.