

- 3 Type**
- F** With filter
  - FD** With filter and double valve (only for d<sub>1</sub>=81)

**1** **2**

d <sub>1</sub>	d <sub>2</sub> Thread	Bayonet	d <sub>3</sub>	d <sub>4</sub>	d <sub>5</sub>	d <sub>6</sub>	l <sub>1</sub>	l <sub>2</sub>	l <sub>3</sub>	l <sub>4</sub>	l <sub>5</sub> ≈	l <sub>6</sub>	A/F	Opening pressure in mbar Type FD
47	G 1/4 1/4 NPT	BA	7	52	40	27	10	5	51	35	13	66	17	-
81	G 3/4 3/4 NPT	BA	17	83	72	49	16	12	70	42	17	80	30	350

**Specification**

- Steel (sheet metal)
  - Cap chrome plated
  - Other parts steel zinc plated
- Seal  
Rubber NBR (Perbunan®)
- Air filter PU-foam (Polyurethane)
  - Filtration 40 µm
  - Temperature resistant up to 100 °C
- Pressure spring  
Stainless steel
- *Elastomer Characteristics* → Page 2158
- RoHS

**On request**

- Type FD with other opening pressure
- Threaded version with dipstick

**Information**

Function and operational criteria of breather caps GN 764 with double valve (Type FD) see description of function.

For the version with bayonet and filler strainer six slot head screws M5x10 are part of the order.

see also...

- *Breather Caps GN 774 (Plastic)* → Page 1620
- *Breather Caps GN 775 (Plastic)* → Page 1616

How to order

**GN 764-81-BA-FD**

<b>1</b>	d <sub>1</sub>
<b>2</b>	d <sub>2</sub>
<b>3</b>	Type

### Description of function

Breather caps GN 764 with double valve are normally used if the oil container is under pressure and if outside air has to flow back in to compensate for the vacuum caused by falling oil level.

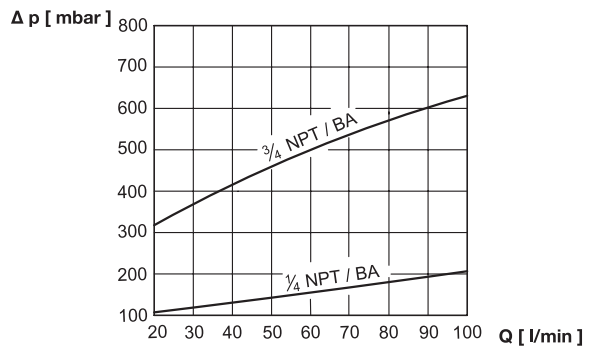
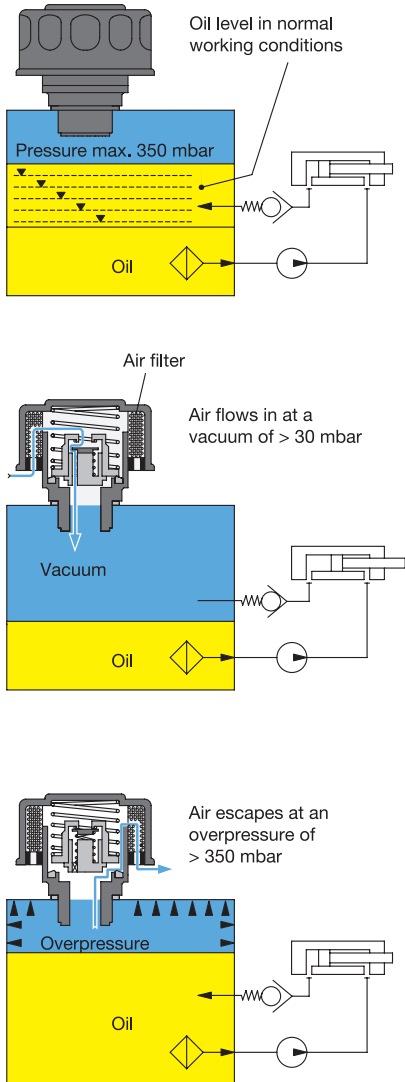
This is achieved by combining two valves (non-return / bypass valve). The inlet valve opens at a vacuum of 30 mbar or greater. The second valves opens at an overpressure > 350 mbar.

The air filter prevents the oil from being polluted from the outside (dust). The filter is made of PU foam with a filtration of 40 µm.

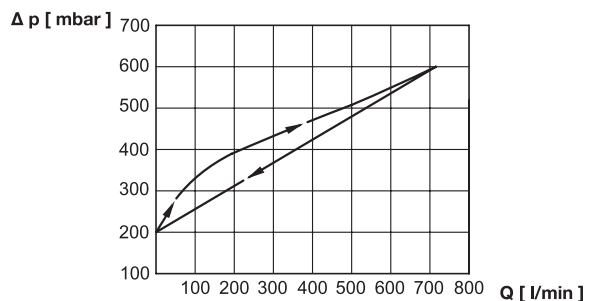
The overpressure inside the container ensures that the air volume flowing in or escaping owing to fluctuations of the oil level is kept to a minimum. This reduces filter fouling and substantially increases the useful filter life, especially in a dusty environment.

Also, a container under pressure has a positive effect on the function of the pump and prevents foaming.

The valve seal ensures that no oil will leak even if the oil is heavily agitated or during transport.



Air flow rate [l/min] in reliance on the pressure difference Δp [mbar] container / outside space (Type F, with filter).



Pressure curve Δp [mbar] in the container as factor of the air flow rate [l/min.] at a valve opening pressure of 350 mbar (Type FD, with filter and double valve)