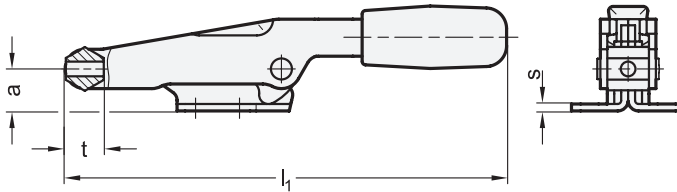
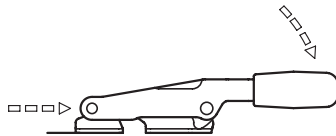


Type TF



Operating principle



2 Type

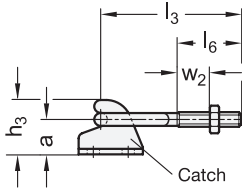
- T** With draw axle, with catch
- TF** Without draw axle, without catch
- TG** With draw axle, with catch, with oval head latch bolt
- TT** With draw axle, with catch, with T-head latch bolt
- TU** With draw axle, with catch, with J-hook latch bolt



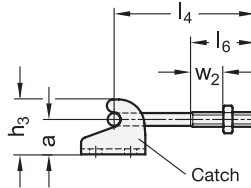
Size	F _H in N Holding capacity	a	b ₁	b ₂	b ₃	b ₄	b ₅	b ₆	b ₇	d ₁	d ₂	d ₃	d ₄	d ₅	h ₁ ≈	h ₂	h ₃	h ₄
500	5000	19	50	49	35	34	18	38	10	M 8	8,5	6,7	7	8	45	17	30	28
1000	10000	28	61	63	50	41	26	50	11	M 10	8,5	8,5	9	10	56	20	40,5	39

Size	l ₁ ≈	l ₂ ≈	l ₃ ≈ Type TG	l ₄ ≈ Type TT	l ₅ ≈ Type TU	l ₆	m ₁	m ₂	m ₃	m ₄	m ₅	m ₆	r ≈	s	t	w ₁ Stroke	w ₂ ≈ Adjustable range
500	197	33	76,5	76,5	76,5	34	19	33,5	19	22,3	8	25,4	35	3	16	83	8
1000	242	34	95,5	93	93	42	32	45	31	25,4	8	31	45	4	19	110	12

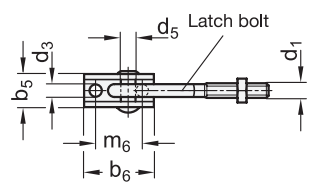
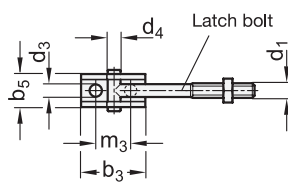
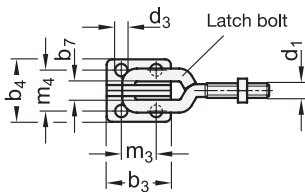
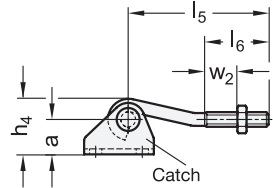
Type **TG**
Oval head latch bolt



Type **TT**
T-head latch bolt



Type **TU**
J-hook latch bolt



Specification

- Steel
 - Case-hardened steel C10
 - Stainless steel
 - Zinc plated, blue passivated
- Draw hook
 - Steel St 37
 - Zinc plated, blue passivated
- Stainless steel AISI 304 **NI**
- All moving parts
 - Lubricated with special grease
- Solid designed plastic handle
 - Red, oil resistant
- *Stainless Steel Characteristics* → Page 2166
- RoHS

Information

Latch type toggle clamps GN 850.1 are especially suited for rapid closing and fastening of lids, flaps and molds.

During clamping, the pivoting movement of the clamping lever is transformed into an axial movement of the tension axis / tension hook and ensures form-fitting retention.

Latch type toggle clamps of type T are equipped with a tension axis firmly attached to the clamping arm. Type TF can be used for specific applications by attaching individual latch bolts. Latch bolts for latch type toggle clamps of Types TG, TT and TU can be adjusted along the adjustment dimension w_2 .

see also...

- *General Information for Toggle Clamps* → Page 698
- *Toggle Clamps GN 850.2 (Steel / Stainless Steel, with Safety Hook)* → Page 754

How to order (Steel)	
1 2	1 Size
GN 850.1-500-TF	
2	2 Type

How to order (Stainless steel)	
1 2 3	1 Size
GN 850.1-1000-TG-NI	
2	2 Type
3	3 Material