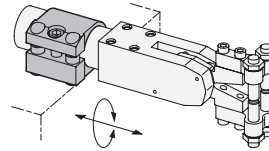
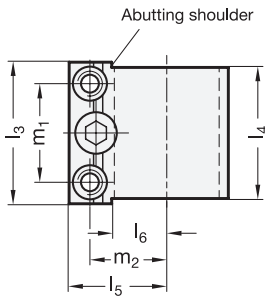
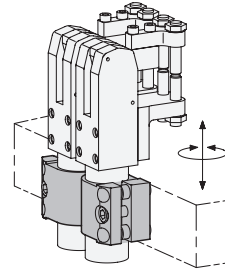


**Mounting examples**



For power clamps Size	d <sub>1</sub>	d <sub>2</sub>	d <sub>3</sub>	d <sub>4</sub> <sup>HB HG</sup>	l <sub>1</sub>	l <sub>2</sub>	l <sub>3</sub>	l <sub>4</sub>	l <sub>5</sub>	l <sub>6</sub>	l <sub>7</sub>	m <sub>1</sub>	m <sub>2</sub>
20	28	M 8	6,5	11	51,35	38	39	36	35	16	16	26	25,85
32	40	M 10	8,5	13	61,35	48	54	51	39	21	21	38	29,35
40	50	M 12	10,5	16	72,35	58	64	61	47	26	26	45	33,85

**Specification**

- Aluminum  
Black anodized
- Centering guide bushings  
Steel, blackened
- ISO Fundamental Tolerances → Page 2151
- RoHS

**Information**

Collar clamps GN 873 greatly increases the mounting possibilities and, with that, the field of applications for power clamps is vastly increased.

The abutting shoulder can be used for precise positioning of the power clamps thus allowing a problem free exchange of the latter.

The use of the two centering guide bushings ensures an exact and stable installation of the collar clamp as well as the power clamp.

Other collar clamps for the sizes d<sub>1</sub> = 40 (piston Ø 32) and d<sub>1</sub> = 50 (piston Ø 40) are shown under the tube clamp connector range.

Centering guide bushings are included.

How to order  
  
**GN 873-40**

1 d<sub>1</sub>