

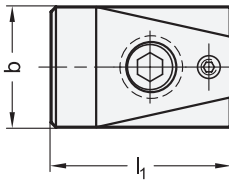
3 Type

- E With serrated clamping jaw
- P With prism clamping jaw

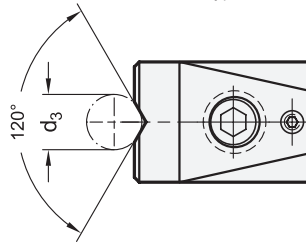
4 Coding

- G Clamping stroke with ball point screw
- K Clamping stroke with adjustable hand lever

Type E



Type P

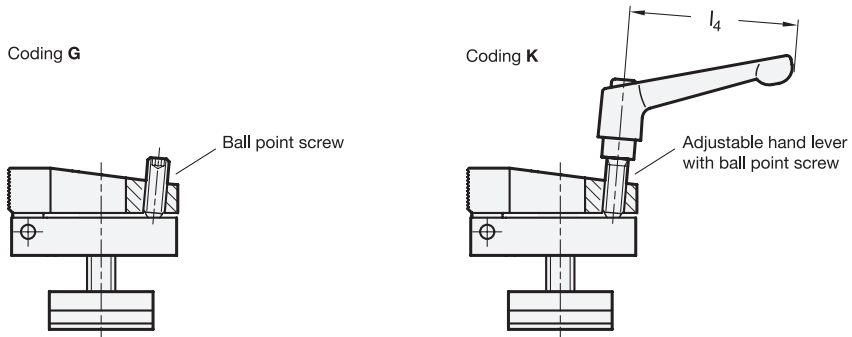


1

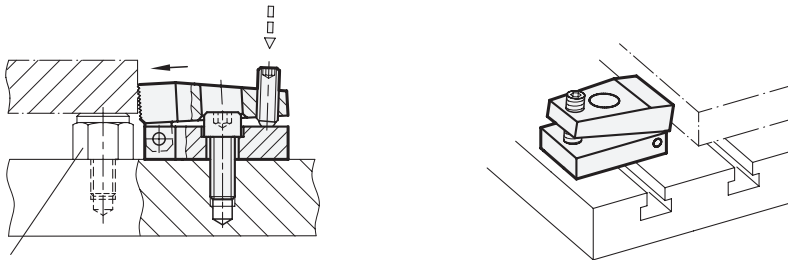
2

a Slot width	d ₁	F _S in kN Max. clamping force	b	d ₂	d ₃		d ₄	h ₁
					Min.	Max.		
10	M 8	7	32	8,4	4	26	M 8	24
14	M 12	15	48	12,5	4	26	M 12	37
18	M 16	21,5	68	16,5	4	26	M 16	47

a Slot width	h ₂	h ₃	l ₁	l ₂	l ₃	l ₄	s Clamping stroke	Max. tightening torque M _A in Nm
10	20	8	52	28	30	63	3	3
14	30	11	72	40	44	78	4	9
18	35	13	86	41	56	108	7	20



Examples of application



Positioning element GN 408.1

Specification

- Clamping mechanisms
Steel
 - Case-hardened
 - Blackened
- T-nut
 - Steel, blackened
 - Property class 10
- Socket cap screw DIN 912
 - Steel, blackened
 - Property class 12.9
- Ball point screw (coding G)
 - Steel, blackened
 - Ball hardened
- Adjustable hand lever (coding K)
 - Zinc die casting
 - Powder coated
 - Black RAL 9005, textured finish
 - Threaded insert
 - Steel, blackened
 - Ball hardened
- *Strength Values of Nuts* → Page QVX
- *Strength Values of Screws* → Page QVX
- RoHS

Accessory

- Slotted Support Blocks GN 9190.3 → Page QVX

Information

With side clamps GN 9190.1, workpieces are clamped with a pivoted clamping jaw. The clamping force acts laterally and from above to pull down on the workpiece and clamp it against fixed stops and the supporting surface.

The clamping stroke of the clamping jaw results from the screw-in depth of the clamping thread d_4 . When the set screw is released, the clamping jaw is returned by spring force. The low overall height of the side clamps allow full-surface machining of the workpiece.

Side clamps can be screwed in directly, e.g. in a mounting plate, or fastened to machine tables with T-slots. In addition, they can be mounted in any position perpendicular to the T-slot using the slotted support blocks GN 9190.3, which are available as accessory.

see also...

- *Side Clamps GN 9190 (with Eccentric Cam Lever)* → Page QVX
- *Side Clamps GN 9190.2 (with Support)* → Page QVX

How to order

1	a
2	d_1
3	Type
4	Coding

GN9190.1-18-M16-E-G

