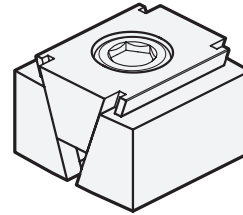
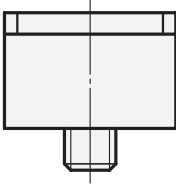
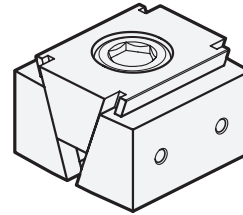
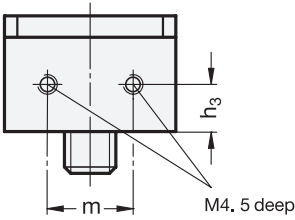


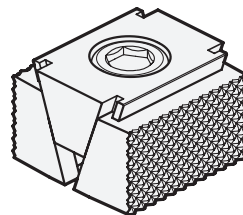
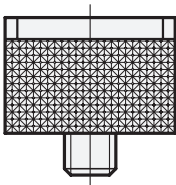
Type **GL** smooth clamping surfaces (jaw blank for workpiece-specific clamping contours)



Type **GA** with 2 fixing threads for attachment jaws



Type **RF** ribbed clamping surfaces



1.1

1.2

1.3

1.4

2.1

2.2

2.3

2.4

