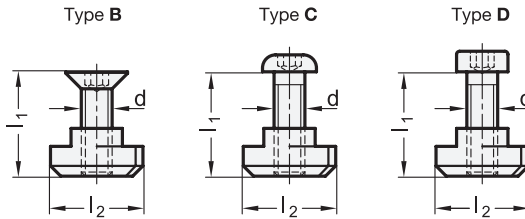


4 Type

- A** Socket cap screw DIN 912
- B** Countersunk screw DIN 7991
- C** Socket button head screw ISO 7380
- D** Socket cap screw DIN 7984



b	n	d	1 2 3				k ≈ Clamping length	l ₂ ±0,5	s ≈	t ≈
			Type A	Type B	Type C	Type D				
30	8	M 4	10	-	-	-	... 6	16	2,2	7,2
30	8	M 4	12	-	-	-	2 ... 8	16	2,2	7,2
30	8	M 4	16	-	-	-	6 ... 12	16	2,2	7,2
30	8	M 5	10	-	-	-	... 5	16	2,2	7,2
30	8	M 5	12	12	-	-	2 ... 7	16	2,2	7,2
30	8	M 5	14	-	-	-	4 ... 9	16	2,2	7,2
30	8	M 5	18	-	-	-	8 ... 13	16	2,2	7,2
30	8	M 5	20	-	-	-	10 ... 15	16	2,2	7,2
30	8	M 5	22	-	-	-	12 ... 17	16	2,2	7,2
30	8	M 6	10	-	-	10	... 4	16	2,2	7,2
30	8	M 6	12	12	-	-	2 ... 6	16	2,2	7,2
30	8	M 6	14	14	14	-	4 ... 8	16	2,2	7,2
30	8	M 6	16	16	-	-	6 ... 10	16	2,2	7,2
30	8	M 6	-	18	-	-	8 ... 12	16	2,2	7,2
30	8	M 6	20	-	-	-	10 ... 14	16	2,2	7,2
30	8	M 6	25	-	-	-	15 ... 19	16	2,2	7,2
40 / 45	10	M 4	14	-	-	-	... 8	19	6	11,8
40 / 45	10	M 5	12	-	-	-	... 5	19	6	11,8
40 / 45	10	M 5	14	14	-	-	... 7	19	6	11,8
40 / 45	10	M 5	16	-	-	-	3 ... 9	19	6	11,8
40 / 45	10	M 5	18	-	-	-	5 ... 11	19	6	11,8
40 / 45	10	M 5	20	-	-	-	7 ... 13	19	6	11,8
40 / 45	10	M 5	25	-	-	-	12 ... 18	19	6	11,8
40 / 45	10	M 6	14	14	-	14	... 6	19	6	11,8
40 / 45	10	M 6	16	-	-	-	3 ... 8	19	6	11,8
40 / 45	10	M 6	18	18	18	-	5 ... 10	19	6	11,8
40 / 45	10	M 6	20	20	-	-	7 ... 12	19	6	11,8
40 / 45	10	M 6	22	22	22	-	9 ... 14	19	6	11,8
40 / 45	10	M 6	28	-	-	-	15 ... 20	19	6	11,8
40 / 45	10	M 8	14	-	-	-	... 5	19	6	11,8
40 / 45	10	M 8	16	16	16	-	3 ... 7	19	6	11,8
40 / 45	10	M 8	18	-	18	-	5 ... 9	19	6	11,8
40 / 45	10	M 8	20	-	-	-	7 ... 11	19	6	11,8
40 / 45	10	M 8	28	-	-	-	15 ... 19	19	6	11,8

Specification

- T-nut GN 505
with increased torque (Type MB)
Steel
Zinc plated , blue passivated
- Socket cap screws DIN 912
Countersunk screws DIN 7991
Socket button head screws ISO 7380
Socket cap screws DIN 7984
Steel
Zinc plated, blue passivated
- RoHS

Information

Assembly sets GN 968 allow different standard element to be attached to the most common profile systems. Each set includes one T-nut GN 505 and one screw.

GN standards with assembly sets for profile systems → [Page 2098](#)

see also...





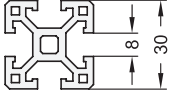
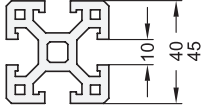







- T-Nuts GN 505 → [Page 1169](#)

How to order

1 2 3 4
GN 968-8-M5-18-A

1	n
2	d
3	l ₁
4	Type



Assembly Sets GN 968		Type A	Type B	Type C	Type D
					
Compatible GN standards in ascending order of the standard numbers					
Hinges GN 127 → Page 1375					
	GN 127-...-B	-	-	GN 968-10-M6-20-B ¹⁾	
Mounting Plate GN 139.3 (for Hinges with / without Safety Switch GN 139.1 / GN 139.2) → Page 1402					
	GN 139.3-170	GN 968-8-M6-10-A	GN 968-10-M6-14-A		
Mounting Plate GN 139.4 (for Hinges with / without Safety Switch GN 139.1 / GN 139.2) → Page 1402					
	GN 139.4-101	GN 968-8-M6-10-A	GN 968-10-M6-14-A		
Flanged Connector Clamps GN 145 → Page 1725					
	GN 145-...	-	GN 968-10-M5-18-A		
Hinges GN 151.4 → Page 1377					
	GN 151.4-...-B	-	GN 968-10-M6-18-A ¹⁾		
Hinges GN 159 → Page 1320					
	GN 159-54-17-17-... GN 159-74-22-22-... GN 159-84-25-25-...	GN 968-8-M6-16-B - -	- GN 968-10-M6-18-B ¹⁾ GN 968-10-M6-18-B ²⁾		
Double Hinges GN 159.1 → Page 1322					
	GN 159.1-89-35-... GN 159.1-119-45-... GN 159.1-134-50-...	GN 968-8-M6-16-B - -	- GN 968-10-M6-18-B ¹⁾ GN 968-10-M6-18-B ²⁾		





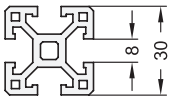
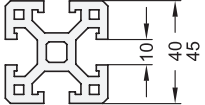







¹⁾ only for profile 40 x 40 ²⁾ only for profile 45 x 45

Assembly Sets GN 968		Type A	Type B	Type C	Type D
Compatible GN standards in ascending order of the standard numbers					
Hinges GN 161 → Page 1324					
	GN 161-57 GN 161-68 GN 161-80	GN 968-8-M6-14-B		GN 968-10-M6-18-B	
Base Plate Connector Clamps GN 162.3 → Page 1201					
	GN 162.3-...	GN 968-8-M5-14-A		GN 968-10-M5-18-A	
Base Plate Mounting Clamps GN 175 → Page 1807					
	GN 175-B10 GN 175-B12 GN 175-B14	GN 968-8-M6-10-A		GN 968-10-M6-14-A	
Fastening Clamps GN 181 (for Cabinet U-Handles) → Page 160					
	GN 181-ZD-10-M5-... GN 181-ZD-... -M6-... GN 181-ZD-... -M8-...	GN 968-8-M5-12-B GN 968-8-M6-12-B -		- GN 968-10-M6-16-B GN 968-10-M8-16-B	
Tube Supports GN 231 → Page 1749					
	GN 231-B20 / B25 / B30 GN 231-V20 / V25 / V30	-		GN 968-10-M8-14-A	
Hinge GN 236 → Page 1376					
	GN 236-75-60	-		GN 968-10-M6-20-B ¹⁾	
Hinge GN 239.3 → Page 1410					
	GN 239.3-70-60-SH	-		GN 968-10-M6-18-B ¹⁾	

¹⁾ only for profile 40 x 40


Assembly Sets GN 968		Type A	Type B	Type C	Type D
Compatible GN standards in ascending order of the standard numbers					
Hinges with Safety Switch GN 239.4 → Page 1410					
	GN 239.4-...	-	-	GN 968-10-M6-18-B ¹⁾	
Hinges with Safety Switch GN 239.6 → Page 1406					
	GN 239.6-60-110-...	-	-	GN 968-10-M6-18-B ¹⁾	
Hinges GN 239.7 → Page 1406					
	GN 239.7-60-70 GN 239.7-60-110	-	-	GN 968-10-M6-18-B ¹⁾	
Mounting Plates GN 239.8 (for Hinges GN 239.6 / GN 239.7) → Page 1408					
	GN 239.8-110-14-... GN 239.8-110-19-... GN 239.8-110-21-...	GN 968-8-M6-14-B	-	GN 968-10-M6-18-B GN 968-10-M6-18-B	
Swivel Clamp Connector Bases GN 271 → Page 1753					
	GN 271-25-...	-	-	GN 968-10-M5-18-A	
Sensor Holders GN 271.4 → Page 1776					
	GN 271.4-B12-... GN 271.4-B18-...	-	-	GN 968-10-M5-18-A	
Swivel Clamp Connector Joints GN 281 → Page 1230					
	GN 281-...	-	-	GN 968-10-M5-18-A	

¹⁾ only for profile 40 x 40

Assembly Sets GN 968		Type A	Type B	Type C	Type D
					
Compatible GN standards in ascending order of the standard numbers					
Tubular Handles GN 333 → Page 186					
	GN 333-28-...-B-...	GN 968-8-M6-25-A		GN 968-10-M6-28-A	
Tubular Handles GN 333.1 → Page 180					
	GN 333.1-28-...-B-...	GN 968-8-M6-14-C		GN 968-10-M6-18-C	
Oval Tubular Handles GN 334.1 → Page 197					
	GN 334.1-36-...	-		GN 968-10-M8-16-C	
Oval Tubular Handles GN 335 → Page 198					
	GN 335-36-...-B-...	-		GN 968-10-M8-16-C	
Indexing Plungers GN 412 → Page 672					
	GN 412-8-47-...-1 GN 412-10-47-...-1	GN 968-6-M5-18-A		GN 968-8-M5-20-A	
Mounting Blocks GN 412.1 → Page 698					
	GN 412.1-47-...-1	GN 968-8-M5-18-A		-	
Spring Latches GN 416 → Page 416					
	GN 416-6-38 GN 416-8-38 GN 416-8-46 GN 416-10-38 GN 416-10-46 GN 416-12-46	GN 968-8-M5-14-A GN 968-8-M5-14-A - GN 968-8-M5-14-A - -	GN 968-10-M5-18-A GN 968-10-M5-18-A GN 968-10-M6-18-A GN 968-10-M5-18-A GN 968-10-M6-18-A GN 968-10-M6-18-A		



Assembly Sets GN 968		Type A	Type B	Type C	Type D
					
Compatible GN standards in ascending order of the standard numbers					
Locators GN 416.1 → Page 931					
	GN 416.1-6-38 GN 416.1-8-38 GN 416.1-8-46 GN 416.1-10-38 GN 416.1-10-46 GN 416.1-12-46	GN 968-8-M5-14-A GN 968-8-M5-14-A - GN 968-8-M5-14-A - -	GN 968-10-M5-18-A GN 968-10-M5-18-A GN 968-10-M6-18-A GN 968-10-M5-18-A GN 968-10-M6-18-A GN 968-10-M6-18-A		
Indexing Plungers GN 417 → Page 678					
	GN 417-5-A / -B / -C GN 417-6-A / -B / -C GN 417-8-A / -B GN 417-8-C GN 417-10-A / -B / -C	GN 968-8-M4-12-A GN 968-8-M5-14-A GN 968-8-M5-14-A - -	- GN 968-10-M5-18-A GN 968-10-M6-18-A GN 968-10-M5-18-A GN 968-10-M6-18-A		
Locators GN 417.1 → Page 932					
	GN 417.1-5-ST-SW GN 417.1-6-ST-SW GN 417.1-8-ST-SW GN 417.1-10-ST-SW	GN 968-8-M4-12-A GN 968-8-M5-14-A GN 968-8-M5-14-A -	- GN 968-10-M5-18-A GN 968-10-M5-18-A GN 968-10-M6-18-A		
Stainless Steel Locators GN 417.1 → Page 933					
	GN 417.1-5-NI-GS GN 417.1-6-NI-GS GN 417.1-8-NI-GS GN 417.1-10-NI-GS	GN 968-8-M4-12-A GN 968-8-M5-14-A GN 968-8-M5-14-A -	- GN 968-10-M5-18-A GN 968-10-M5-18-A GN 968-10-M6-18-A		
Spring-Bolt Door Latches GN 449.1 → Page 1257					
	GN 449.1-57-...	GN 968-8-M6-14-A	GN 968-10-M6-16-A ¹⁾		
Base Plate Mounting Clamps GN 473 → Page 1789					
	GN 473-B8-... GN 473-B10 / B12-... GN 473-B15 / B16-... GN 473-B20-...	GN 968-8-M4-10-A - - -	GN 968-10-M4-14-A GN 968-10-M5-14-A GN 968-10-M6-14-A GN 968-10-M6-18-A		
Mounting Clamps GN 477 → Page 1790					
	GN 477-B8-... GN 477-B10 / B12-... GN 477-B15 / B16 / B20-...	GN 968-8-M4-16-A GN 968-8-M5-18-A GN 968-8-M6-20-A	- GN 968-10-M5-20-A GN 968-10-M6-22-A		

¹⁾ only for profile 40 x 40

Assembly Sets GN 968		Type A	Type B	Type C	Type D
Compatible GN standards in ascending order of the standard numbers					
Flanged Mounting Bolts GN 480 → Page 1800					
	GN 480-8-... GN 480-10 / 12-... GN 480-15 / 16 / 20-...	GN 968-8-M4-10-A GN 968-8-M5-10-A GN 968-8-M6-12-A	-	GN 968-10-M5-12-A GN 968-10-M6-14-A	
Cabinet U-Handles GN 528 → Page 120					
	GN 528-...-94-6,5-... GN 528-...-117-6,5-... GN 528-...-117-8,5-... GN 528-...-122-8,5-... GN 528-...-132-8,5-... GN 528-...-140-8,5-... GN 528-...-160-8,5-... GN 528-...-179-8,5-... GN 528-...-235-8,5-...	GN 968-8-M6-14-A GN 968-8-M6-16-A - - - - - - -	GN 968-10-M6-16-A GN 968-10-M6-20-A GN 968-10-M8-16-A GN 968-10-M8-16-A GN 968-10-M8-18-A GN 968-10-M8-18-A GN 968-10-M8-20-A GN 968-10-M8-20-A GN 968-10-M8-20-A		
Fixing Angle Pieces GN 561 → Page 1823					
	GN 561-19-...-A / -B / -C GN 561-25-...-A / -B / -C GN 561-43-...-A	GN 968-8-M6-14-C GN 968-8-M6-14-C -	- - GN 968-10-M8-18-C		
Cabinet U-Handles GN 565.1 → Page 107					
	GN 565.1-20-... GN 565.1-26-...	GN 968-8-M5-20-A -	- GN 968-10-M6-22-A		
Inclined Cabinet U-Handles GN 565.2 → Page 114					
	GN 565.2-26-128-B-... GN 565.2-26-160-B-...	- -	GN 968-10-M6-22-C GN 968-10-M6-22-C		
Cam Action Indexing Plungers GN 612.2 → Page 968					
	GN 612.2-...-16-... GN 612.2-...-20-...	GN 968-8-M5-18-A GN 968-8-M5-22-A	- GN 968-10-M5-25-A		



Assembly Sets GN 968		Type A	Type B	Type C	Type D
Compatible GN standards in ascending order of the standard numbers					
Cam Action Indexing Plungers GN 612.9 → Page 969					
	GN 612.9-...-16-... GN 612.9-...-20-...	GN 968-8-M5-18-A GN 968-8-M5-22-A	-	GN 968-10-M5-25-A	
Cabinet U-Handles GN 628 → Page 133					
	GN 628-...-117-6,5-B-... GN 628-...-117-8,5-B-... GN 628-...-150-8,5-B-... GN 628-...-179-8,5-B-...	GN 968-8-M6-14-A - - -	-	GN 968-10-M8-28-A GN 968-10-M8-28-A GN 968-10-M8-28-A	
Ledge Handles GN 630 → Page 217					
	GN 630-114-B-...	GN 968-8-M6-18-B		GN 968-10-M6-22-B	
Cabinet U-Handles GN 630.1 → Page 116					
	GN 630.1-114-B-...	GN 968-8-M6-18-B		GN 968-10-M6-22-B	
Panel Support Clamp GN 649 → Page 1831					
	GN 649-35-E	GN 968-8-M6-10-D		GN 968-10-M6-14-D	
Cabinet U-Handles GN 667 → Page 192					
	GN 667-20-...	-		GN 968-10-M8-20-A	
Cam Action Indexing Plungers GN 722.3 → Page 970					
	GN 722.3-8-... GN 722.3-10-... GN 722.3-12-... GN 722.3-14-...	-		GN 968-10-M6-18-A	

Assembly Sets GN 968		Type A	Type B	Type C	Type D
Compatible GN standards in ascending order of the standard numbers					
Cabinet U-Handles GN 728 → Page 124					
	GN 728-120-B-... GN 728-180-B-...	GN 968-8-M6-14-A -	-	GN 968-10-M8-18-A	
Cabinet U-Handles GN 728.5 → Page 124					
	GN 728.5-120-B-...	GN 968-8-M6-14-A	-		
Slam Latches GN 936 → Page 1258					
	GN 936-72-...	GN 968-8-M6-12-A	GN 968-10-M6-14-A		
Angle Pieces / Shackles GN 967 → Page 1827					
	GN 967-...-20-...-1-... GN 967-...-20-...-2-... GN 967-...-30-...-1-... GN 967-...-30-...-2-... GN 967-...-40-...-1-... GN 967-...-40-...-2-... GN 967-...-45-...-1-... GN 967-...-45-...-2-...	GN 968-8-M5-12-A GN 968-8-M5-12-B GN 968-8-M6-12-A GN 968-8-M6-12-B - - - -	GN 968-10-M5-14-A GN 968-10-M5-14-B GN 968-10-M6-14-A GN 968-10-M6-14-B GN 968-10-M8-16-A GN 968-10-M8-16-B GN 968-10-M8-16-A GN 968-10-M8-16-B		
Threaded Flanges GN 3490 → Page 1830					
	GN 3490-45-... GN 3490-60-...	GN 968-8-M6-14-B -	GN 968-10-M8-16-B GN 968-10-M8-16-B		
Ball-Shaped Door Locks GN 4490 → Page 1261					
	GN 4490-ZD-50... GN 4490-ZD-68... GN 4490-ZD-80...	GN 968-8-M4-10-B GN 968-8-M4-10-B GN 968-8-M5-12-B	GN 968-10-M4-12-B GN 968-10-M4-12-B GN 968-10-M5-14-B		

